


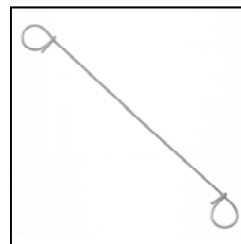
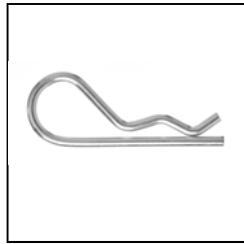


WESTERN WIRE PRODUCTS

Celebrating 100 years of Quality and Service

1914 - 2014




General Catalog 2013

770 Sun Park Fenton, MO 63026
(800) 325-3770 (636) 305-1100
fax: (636) 305-1119

www.customwireformingnow.com
www.westernwireprod.com
sales@westernwireprod.com

Let us meet YOUR print specifications for Custom Wire Forms, Stampings and Assemblies.



CNC Custom Wire Forming




Western Wire is a leader in the CNC wire forming industry. Whether your need is for small volumes or prototyping to medium volumes, in complex or simple shapes Western Wire offers a unique range of CNC forming capabilities to address your requirements. Send over a sample, print or sketch for us to quote!

- ♦ Wire diameters from .016 to .625 inches (.4 mm to 16 mm)
- ♦ Blank length nearly unlimited
- ♦ Strip forming
- ♦ In-process Staking, Stamping, Chamfering, Undercutting, Threading
- ♦ Secondary Welding, Assembly
- ♦ Just-in-time Programs
- ♦ Special Packaging Programs
- ♦ Steel, Stainless Steel, Brass, Aluminum, Spring Steels, Alloys



Multislide Forming & Stamping



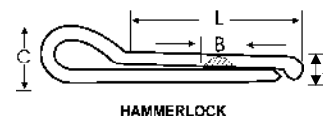
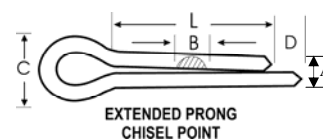
Western Wire maintains an extensive capability in multi-slide/four-slide wire forming and stamping. Typically for higher volume tasks, Western Wire's multi-slide/four-slide department provides high quality competitively priced components for your needs.

- ♦ Wire diameters from .028 to .562 inches (.75 mm to 14 mm)
- ♦ Blank lengths to 60 inches and beyond
- ♦ Strip forming to 16 gage (.062)
- ♦ In-process Welding, Staking, Notching, Packaging, etc
- ♦ Secondary Threading, Assembly, Welding
- ♦ In-House Tool Design and Manufacture
- ♦ Just-in-time Programs

ASME B18.8.1 SPECIFICATIONS

Nominal Size on Basic Pin Diameter		Total Shank Diameter		Wire Width		Head (OD) Diameter	Extended Prong Length	Gauge Hole Diameter +/- 0.001
		"A"		"B"		"C"	"D"	
		Max.	Min.	Max.	Min.	Min.	Min.	
1/32"	0.031	0.032	0.028	0.032	0.022	0.06	0.01	0.047
3/64"	0.047	0.048	0.044	0.048	0.035	0.09	0.02	0.062
1/16"	0.062	0.060	0.056	0.060	0.044	0.12	0.03	0.078
5/64"	0.078	0.076	0.072	0.076	0.057	0.16	0.04	0.094
3/32"	0.094	0.090	0.086	0.090	0.069	0.19	0.04	0.109
7/64"	0.109	0.104	0.100	0.104	0.080	0.22	0.05	0.125
1/8"	0.125	0.120	0.116	0.120	0.093	0.25	0.06	0.141
9/64"	0.141	0.134	0.130	0.134	0.104	0.28	0.06	0.156
5/32"	0.156	0.150	0.146	0.150	0.116	0.31	0.07	0.172
3/16"	0.188	0.176	0.172	0.176	0.137	0.38	0.09	0.203
7/32"	0.219	0.207	0.202	0.207	0.161	0.44	0.10	0.234
1/4"	0.250	0.225	0.220	0.225	0.176	0.50	0.11	0.266
5/16"	0.312	0.280	0.275	0.280	0.220	0.62	0.14	0.312
3/8"	0.375	0.335	0.329	0.335	0.263	0.75	0.16	0.375
7/16"	0.438	0.406	0.400	0.406	0.320	0.88	0.20	0.438
1/2"	0.500	0.473	0.467	0.473	0.373	1.00	0.23	0.500
5/8"	0.625	0.598	0.590	0.598	0.472	1.25	0.30	0.625
3/4"	0.750	0.723	0.715	0.723	0.572	1.50	0.36	0.750

* NOTE: TOTAL SHANK DIAMETER, "A" DIMENSION, IS TWO TIMES WIRE THICKNESS.
"A" IS MEASURED AT END OF PIN WHERE NO GAP IS PERMITTED.



THE STANDARD—
EXTENDED PRONG,
CHISEL POINT WILL BE
SUPPLIED UNLESS
OTHERWISE SPECIFIED.

3/4" Diameter Cotters are
made of full size
material .750 +/- .035.

They do not meet the ASME
spec.

"OUR STANDARD"



Extended Prong - Chisel Point

Available 1/32" thru 1" dia.
(5/8" thru 1" square cut)



Hammerlock

Made for castellated nuts for fast,
accurate assembly. 1/16" thru 3/8" dia.
(9/64" available on request)

"UPON REQUEST"

Even End, Chisel Point



Self-Locking

Use where spreading space is
limited. Up to and including 5/16"



Humped 1/16" thru 1/4" dia.



Tee Head



Taper Point

Align assembly for easy insertion
3/32" thru 3/8" dia.



Extended Prong



Even End

COTTER PINS (Steel and Zinc* Coated)

SIZES ARE SHOWN FOR EXTENDED PRONG CHISEL POINT OR HAMMERLOCK STYLE.
(Hammerlock available 1/16" thru 3/8" dia. Only. - 9/64" available upon request.)

SIZE (INCHES)	STD. PACK QTY	Min. Bulk Qty to Receive 5% Disc	WT. PER 1000	SIZE (INCHES)	STD. PACK QTY	Min. Bulk Qty to Receive 5% Disc.	WT. PER 1000
1/32	1/4 1000	50M	.125	3/16	3/4 1000	20M	8.40
	1/2 1000	50M	.125		1 1000	20M	10.4
(& 3/64)	3/4 1000	50M	.200		1-1/4 1000	20M	12.1
Not	1 1000	50M	.250		1-1/2 500	20M	13.9
available	1-1/4 1000	50M	.313		1-3/4 500	20M	15.3
in Zinc	1-1/2 1000	50M	.375		2 500	20M	17.1
1/16	1/4 1000	50M	.600		2-1/4 500	20M	18.9
	3/8 1000	50M	.600		2-1/2 500	20M	20.3
	1/2 1000	50M	.600		3 250	20M	23.7
	3/4 1000	50M	.750		3-1/2 250	20M	27.1
	1 1000	50M	.900		4 250	20M	30.3
	1-1/4 1000	50M	1.10	1/4	1 500	15M	18.9
	1-1/2 1000	50M	1.35		1-1/4 500	15M	20.7
	1-3/4 1000	50M	1.50	(& 7/32)	1-1/2 500	15M	24.2
	2 1000	50M	1.75		1-3/4 250	15M	26.8
	2-1/2 1000	50M	2.25		2 250	15M	29.7
	3 1000	50M	2.60		2-1/4 250	15M	32.9
3/32	1/2 1000	50M	1.30		2-1/2 250	15M	34.5
	5/8 1000	50M	1.70		3 250	15M	40.3
(& 5/64)	3/4 1000	50M	1.70		3-1/2 250	15M	46.9
	7/8 1000	50M	2.20		4 250	15M	52.0
	1 1000	50M	2.20		4-1/2 200	15M	55.0
	1-1/4 1000	50M	2.60		5 200	15M	60.0
	1-1/2 1000	50M	3.10		6 200	15M	75.0
	1-3/4 1000	50M	3.50	5/16	1 250	10M	32.2
	2 1000	50M	4.00		1-1/4 250	10M	36.3
	2-1/4 500	50M	4.45		1-1/2 250	10M	40.1
	2-1/2 500	50M	4.95		1-3/4 250	10M	44.4
	3 500	50M	6.00		2 250	10M	51.8
1/8	1/2 1000	40M	2.70		2-1/4 250	10M	55.6
	5/8 1000	40M	3.30		2-1/2 200	10M	59.4
(& 7/64)	3/4 1000	40M	3.30		3 BULK	10M	67.7
	7/8 1000	40M	4.30		3-1/2 BULK	10M	76.5
	1 1000	40M	4.30		4 BULK	10M	83.8
	1-1/4 1000	40M	5.10		5 BULK	10M	102.9
	1-1/2 1000	40M	5.60		6 BULK	10M	120.0
	1-3/4 500	40M	6.60	3/8**	1-1/2 BULK	5M	63.2
	2 500	40M	7.40		1-3/4 BULK	5M	68.0
	2-1/4 500	40M	8.25		2 BULK	5M	73.6
	2-1/2 500	40M	8.90		2-1/4 BULK	5M	79.0
	3 500	40M	10.5		2-1/2 BULK	5M	86.5
5/32	3/4 1000	30M	5.30		3 BULK	5M	104.1
	1 1000	30M	6.90		3-1/2 BULK	5M	112.3
(& 9/64)	1-1/4 500	30M	8.00		4 BULK	5M	124.3
	1-1/2 500	30M	9.50		5 BULK	5M	152.4
	1-3/4 500	30M	10.3		6 BULK	5M	167.5
	2 500	30M	11.5	1/2**	2 BULK	2500	154.0
	2-1/4 500	30M	13.4		2-1/2 BULK	2500	186.0
	2-1/2 500	30M	14.0	(& 7/16)	3 BULK	2500	203.0
	3 250	30M	16.5		3-1/2 BULK	2500	226.0
	3-1/2 250	30M	19.0		4 BULK	2500	253.0
	4 250	30M	22.0		5 BULK	2500	303.3
					6 BULK	2500	348.0

*Zinc Yellow Chromate available in extended prong chisel point style.

**See following page for longer lengths.

LARGE DIAMETER COTTERS BULK PACKED

Longer lengths, other finishes and 1" diameter coters all quoted on request.

STOCKED PLAIN STEEL ONLY

SIZE (INCHES)	APPROX. WT PER 1000	SIZE (INCHES)	APPROX. WT PER 1000	SIZE (INCHES)	APPROX. WT PER 1000
3/8	7 200	5/8	3 398	3/4	3 540
	8 225		3-1/2 441		3-1/2 590
			4 484		4 650
1/2	7 400		5 570		5 760
	8 450		6 648		6 850
			7 723		7 919
(& 7/16)			8 852		8 1027

Special Lengths and Diameters quoted on request.

ALUMINUM COTTER PINS GRADE 5056

SIZE (INCHES)	STD. PACK QTY	WT PER 1000	SIZE (INCHES)	STD. PACK QTY	WT PER 1000	SIZE (INCHES)	STD. PACK QTY	WT PER 1000
1/16	1/2 1000	.20	1/8	3/4 1000	1.10	3/16	3/4 1000	2.80
	3/4 1000	.25		1 1000	1.43		1 1000	3.47
	1 1000	.32		1-1/4 1000	1.70		1-1/4 1000	4.03
	1-1/4 1000	.37		1-1/2 1000	1.87		1-1/2 500	4.63
	1-1/2 1000	.45		1-3/4 500	2.20		2 500	5.70
	2 1000	.58		2 500	2.47	1/4	1-1/4 500	6.90
3/32	1/2 1000	.43	5/32	2-1/2 500	2.97		1-1/2 500	8.07
	3/4 1000	.57		1 1000	2.30		1-3/4 250	8.93
	1 1000	.73		1-1/4 500	2.67		2 250	9.90
	1-1/4 1000	.87		1-1/2 500	3.17		2-1/4 250	10.96
	1-1/2 1000	1.00		2 500	3.83			
	2 1000	1.33		2-1/2 500	4.67			
	2-1/2 500	1.65		3 500	5.50			

TYPE 316 STAINLESS STEEL COTTER PINS

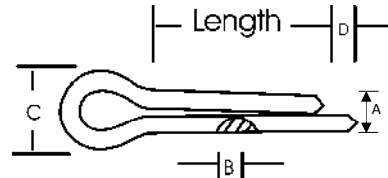
SIZE (INCHES)	STD. PACK QTY	WT PER 1000	SIZE (INCHES)	STD. PACK QTY	WT PER 1000	SIZE (INCHES)	STD. PACK QTY	WT PER 1000
1/16	1/2 1000	.60	5/32	1 1000	6.90	5/16	1-1/4 250	36.30
	3/4 1000	.75		1-1/4 500	8.00		1-1/2 250	40.10
	1 1000	.95		1-1/2 500	9.50		2 250	51.80
	1-1/4 1000	1.10		2 500	11.50		2-1/2 200	59.40
	1-1/2 1000	1.35		2-1/2 500	14.00		3 BULK	67.70
3/32	1/2 1000	1.30	3/16	3/4 1000	8.40	3/8	4 BULK	83.80
	3/4 1000	1.70		1 1000	10.40		5 BULK	102.90
	1 1000	2.20		1-1/4 1000	12.10		1-1/2 BULK	63.20
	1-1/4 1000	2.60		1-1/2 500	13.90		2 BULK	73.60
	1-1/2 1000	3.10		2 500	17.10		2-1/2 BULK	86.50
	1-3/4 1000	3.80		2-1/2 500	20.30		3 BULK	104.10
	2 1000	4.00		3 250	23.70		4 BULK	124.20
1/8	3/4 1000	3.30	1/4	1-1/4 500	20.70		5 BULK	152.40
	1 1000	4.30		1-1/2 500	24.20	Special Lengths and Diameters quoted on request.		
	1-1/4 1000	5.10		1-3/4 250	26.80			
	1-1/2 1000	5.60		2 250	29.70			
	1-3/4 500	6.60		2-1/2 250	34.50			
	2 500	7.40		3 250	40.30			
	2-1/2 500	8.90						

METRIC COTTER PINS

SIZE		STD. PACK QTY	Min. Bulk Qty to Receive 5% Disc	WT PER 1000
1.2	8	1000	50M	.125
	12	1000	50M	.125
	25	1000	50M	.25
1.6	10	1000	50M	.38
	12	1000	50M	.44
	14	1000	50M	.50
	20	1000	50M	.64
	25	1000	50M	.80
2	32	1000	50M	.96
	14	1000	50M	.83
	16	1000	50M	.94
	20	1000	50M	1.12
	25	1000	50M	1.33
2.5	32	1000	50M	1.64
	40	1000	50M	1.94
	14	1000	50M	1.50
	16	1000	50M	1.63
	20	1000	50M	1.83
3.2	25	1000	50M	2.17
	32	1000	50M	2.66
	40	1000	50M	3.23
	50	1000	50M	4.22
	16	1000	40M	2.90
4	20	1000	40M	3.34
	25	1000	40M	4.05
	28	1000	40M	4.55
	32	1000	40M	4.93
	40	1000	40M	5.68
5	50	500	40M	6.98
	25	1000	20M	6.22
	32	500	20M	7.50
	40	500	20M	8.76
	45	500	20M	9.65
6.3	50	500	20M	10.56
	63	500	20M	13.00

Nominal Diameter	Shank Diam.		Wire Width		Head Dia.	Extended Prong Length	Hole Diam. +/- .03
	"A"		"B"		"C"	"D"	
	Max.	Min.	Max.	Min.	Min.	Min.	
1.2	1.0	0.9	1.0	0.8	1.7	1.2	1.20
1.6	1.4	1.3	1.4	1.1	2.4	1.2	1.60
2.0	1.8	1.7	1.8	1.4	3.2	1.2	2.00
2.5	2.3	2.1	2.3	1.7	4.0	1.2	2.50
3.2	2.9	2.7	2.9	2.2	5.1	1.6	3.20
4.0	3.7	3.5	3.7	2.8	6.5	2.0	4.00
5.0	4.6	4.4	4.6	3.5	8.0	2.0	5.00
6.3	5.9	5.7	5.9	4.6	10.3	2.0	6.30
8.0	7.5	7.3	7.5	5.9	13.1	2.0	8.00

MEETS ASME B18.8.6M SPECIFICATIONS



SIZE		STD. PACK QTY	Min. Bulk Qty to Receive 5% Disc	WT PER 1000
5	32	1000	15M	12.10
	40	500	15M	14.56
	45	500	15M	15.90
	50	500	15M	17.76
	63	500	15M	21.52
6.3	40	500	15M	25.20
	45	250	15M	27.80
	50	250	15M	30.20
	63	250	15M	36.68
	80	250	15M	44.00
8	50	250	10M	54.48
	63	200	10M	64.00
	80	BULK	10M	77.50
	90	BULK	10M	85.00

Available in Plain and Zinc Yellow

WEDGE-FAST COTTERS

ALL SIZES PACKED 100 PCS. PER BOX
PLAIN FINISH

COTTER SIZE	HOLE SIZE	RECOMMENDED SHAFT DIAMETER		WT. PER 1000
		MIN.	MAX.	
5/16	2	3/8	3/4	63
	2-1/2	3/8	1	68
	3	3/8	1-5/16	76
	3-1/2	3/8	1-5/16	88

Length of cotter pin is measured from under head to end of leg.



STAINLESS STEEL (Commercial Grade)

SIZES ARE SHOWN FOR EXTENDED PRONG CHISEL POINT STYLE.

SIZE (INCHES)	STD PACK QTY	Min. Bulk Qty. to Receive 5% Disc.	WT PER 1000	SIZE (INCHES)	STD PACK QTY	Min. Bulk Qty. to Receive 5% Disc.	WT PER 1000	SIZE (INCHES)	Std Pack Qty	Min. Bulk Qty. to Receive 5% Disc.	WT PER 1000			
1/32	1/4	1000	50M	0.14	1/8	1/2	1000	40M	2.97	1/4	1	500	15M	20.8
	5/16	1000	50M	0.14		3/4	1000	40M	3.63		1-1/4	500	15M	22.8
	3/8	1000	50M	0.14		1	1000	40M	4.73		1-1/2	500	15M	26.6
	7/16	1000	50M	0.14		1-1/4	1000	40M	5.61		1-3/4	250	15M	29.5
	1/2	1000	50M	0.14		1-1/2	1000	40M	6.16		2	250	15M	32.7
	3/4	1000	50M	0.22		1-3/4	500	40M	7.26		2-1/4	250	15M	36.2
	1	1000	50M	0.28		2	500	40M	8.14		2-1/2	250	15M	38.0
	1-1/4	1000	50M	0.34		2-1/4	500	40M	9.08		3	250	15M	44.3
	1-1/2	1000	50M	0.41		2-1/2	500	40M	9.79		3-1/2	250	15M	51.0
3/64	1/4	1000	50M	0.14	9/64	3	500	40M	11.6	5/16	4	250	15M	57.2
	1/2	1000	50M	0.14		3/4	1000	30M	5.83		4-1/2	200	15M	60.5
	3/4	1000	50M	0.22		1	1000	30M	7.59		5	200	15M	66.0
	1	1000	50M	0.28		1-1/2	500	30M	10.5		6	200	15M	82.5
	1-1/4	1000	50M	0.34		2	500	30M	12.7		3/8	1	250	10M
1-1/2	1000	50M	0.41	2-1/2	500	30M	15.4	1-1/4	250	10M		39.9		
1/16	1/4	1000	50M	0.66	5/32	3	250	30M	18.2	1-1/2		250	10M	44.1
	5/16	1000	50M	0.66		3/4	1000	30M	5.83	1-3/4		250	10M	48.5
	3/8	1000	50M	0.66		1	1000	30M	7.59	2		250	10M	57.0
	7/16	1000	50M	0.66		1-1/4	500	30M	8.8	2-1/4		250	10M	61.2
	1/2	1000	50M	0.66		1-1/2	500	30M	10.5	2-1/2		200	10M	65.3
	3/4	1000	50M	0.83		1-3/4	500	30M	11.3	3		BULK	10M	74.5
	1	1000	50M	1.05		2	500	30M	12.7	3-1/2		BULK	10M	84.2
	1-1/4	1000	50M	1.21		2-1/4	500	30M	14.7	4		BULK	10M	92.2
	1-1/2	1000	50M	1.49		2-1/2	500	30M	15.4	4-1/2		BULK	10M	101.2
1-3/4	1000	50M	1.65	2-3/4	500	30M	17.7	5	BULK	10M		113.2		
2	1000	50M	1.93	3	250	30M	18.2	6	BULK	10M		132.0		
2-1/2	1000	50M	2.86	3-1/2	250	30M	20.9	1/2	1-1/2	BULK	5M	69.5		
3	1000	50M	3.03	4	250	30M	24.2		1-3/4	BULK	5M	74.8		
5/64	1/2	1000	50M	1.03	3/16	3/4	1000		20M	9.24	2	BULK	5M	81.0
	3/4	1000	50M	1.31		1	1000		20M	11.4	2-1/4	BULK	5M	86.9
	1	1000	50M	1.65		1-1/4	1000		20M	13.3	2-1/2	BULK	5M	95.2
	1-1/4	1000	50M	2.07		1-1/2	500		20M	15.3	3	BULK	5M	114.5
	1-1/2	1000	50M	2.27		1-3/4	500		20M	16.8	3-1/2	BULK	5M	123.5
	1-3/4	1000	50M	2.48		2	500		20M	18.8	4	BULK	5M	136.6
	2	1000	50M	2.62		2-1/4	500		20M	20.8	4-1/2	BULK	5M	145.2
	2-1/2	500	50M	3.3		2-1/2	500		20M	22.3	5	BULK	5M	167.6
	3	500	50M	3.85		2-3/4	500		20M	24.8	6	BULK	5M	184.3
3/32	1/2	1000	50M	1.43	7/32	3	250	20M	26.1	1/2	2	BULK	2500	169.4
	5/8	1000	50M	1.87		3-1/2	250	20M	29.8		2-1/2	BULK	2500	204.6
	3/4	1000	50M	1.87		4	250	20M	33.3		3	BULK	2500	223.3
	1	1000	50M	2.42		1	500	15M	17.1		3-1/2	BULK	2500	248.6
	1-1/4	1000	50M	2.86		1-1/4	500	15M	19.3		4	BULK	2500	278.3
	1-1/2	1000	50M	3.41		1-1/2	500	15M	23.1		5	BULK	2500	333.3
	1-3/4	1000	50M	3.85		1-3/4	250	15M	24.2		6	BULK	2500	382.8
	2	1000	50M	4.4		2	250	15M	27.8					
	2-1/4	500	50M	4.9		2-1/4	250	15M	30.5					
2-1/2	500	50M	5.45	2-1/2	250	15M	32.5							
3	500	50M	6.6	3	250	15M	38							
7/64	1/2	1000	40M	2.97		3-1/2	250	15M	41.8					
	3/4	1000	40M	3.63		4	250	15M	46.2					
	1	1000	40M	4.73										
	1-1/2	1000	40M	6.16										
	2	500	40M	8.14										
2-1/2	500	40M	9.79											
3	500	40M	11.6											

MS24665 COTTER PINS (NASM24665)

CADMIUM PLATED, STAINLESS STEEL, BRASS & MONEL COTTER PINS

When Brass Cotters are ordered to MS specifications an additional charge for black oxide coating will apply.

SIZE (INCHES)	STEEL CADMIUM		STAINLESS STEEL		*BRASS (UNCOATED)	MONEL	STD PACK QTY	Min. Bulk Qty. to Receive 5% Disc.	WT PER 1000
	MS24665-	AN380 REF.	MS24665-	AN381 REF.	MS24665-	MS24665-			
1/32	1/4	1	18	1-4	35	NOT AVAILABLE	1000	50M	.125
	5/16	--	1001	--	--		1000	50M	.125
	3/8	-- 1-1	1002	1-6	--		1000	50M	.125
	7/16	--	1003	--	--		1000	50M	.125
	1/2	5 1-2	22	1-8	39		1000	50M	.125
	3/4	7 1-3	24	1-12	41		1000	50M	.20
	1	9 1-4	26	1-16	43		1000	50M	.25
	1-1/4	--	27	1-20	44		1000	50M	.313
	1-1/2	--	28	1-24	45		1000	50M	.375
3/64	1/4	65	82	--	99	NOT AVAILABLE	1000	50M	.125
	1/2	69	86	15-8	103		1000	50M	.125
	3/4	71	88	15-12	105		1000	50M	.20
	1	73	90	15-16	107		1000	50M	.25
	1-1/4	--	91	15-20	108		1000	50M	.313
	1-1/2	--	92	15-24	109		1000	50M	.375
1/16	1/4	--	1010	--	--	--	1000	50M	.60
	5/16	--	1011	2-5	--	--	1000	50M	.60
	3/8	-- 2-1	1012	2-6	--	--	1000	50M	.60
	7/16	--	1013	2-7	--	--	1000	50M	.60
	1/2	132 2-2	151	2-8	170	189	1000	50M	.60
	3/4	134 2-3	153	2-12	172	191	1000	50M	.75
	1	136 2-4	155	2-16	174	193	1000	50M	.95
	1-1/4	138 2-5	157	2-20	176	195	1000	50M	1.10
	1-1/2	140 2-6	159	2-24	178	197	1000	50M	1.35
	1-3/4	142 2-7	161	2-28	180	199	1000	50M	1.50
	2	143 2-8	162	2-32	181	200	1000	50M	1.75
	2-1/2	144 2-10	163	2-40	182	201	1000	50M	2.60
	3	145 2-12	164	2-48	183	202	1000	50M	2.75
5/64	1/2	208	227	25-8	246	265	1000	50M	.94
	3/4	210	229	25-12	248	267	1000	50M	1.19
	1	212	231	25-16	250	269	1000	50M	1.50
	1-1/4	214	233	25-20	252	271	1000	50M	1.88
	1-1/2	216	235	25-24	254	273	1000	50M	2.06
	1-3/4	218	237	25-28	256	275	1000	50M	2.25
	2	219	238	25-32	257	276	1000	50M	2.38
	2-1/2	220	239	25-40	258	277	500	50M	3.00
	3	221	240	25-48	259	278	500	50M	3.50
3/32	1/2	281 3-2	298	3-8	315	332	1000	50M	1.30
	5/8	--	--	3-10	--	--	1000	50M	1.70
	3/4	283 3-3	300	3-12	317	334	1000	50M	1.70
	1	285 3-4	302	3-16	319	336	1000	50M	2.20
	1-1/4	287 3-5	304	3-20	321	338	1000	50M	2.60
	1-1/2	289 3-6	306	3-24	323	340	1000	50M	3.10
	1-3/4	291 3-7	308	3-28	325	342	1000	50M	3.50
	2	292 3-8	309	3-32	326	343	1000	50M	4.00
	2-1/4	293	310	3-36	327	--	500	50M	4.45
	2-1/2	294 3-10	311	3-40	328	345	500	50M	4.95
	3	295 3-12	312	3-48	329	346	500	50M	6.00
7/64	1/2	QUOTED ON REQUEST	COMMERCIAL GRADE AVAILABLE	COMMERCIAL GRADE AVAILABLE	NOT AVAILABLE	1000	40M	2.70	
	3/4					1000	40M	3.30	
	1					1000	40M	4.30	
	1-1/2					1000	40M	5.60	
	2					500	40M	7.40	
	2-1/2					500	40M	8.90	
3						500	40M	10.5	

Note: Stainless, Brass & Monel weights are approximately 10% heavier than shown.

MS24665 COTTER PINS (NASM24665) CONT'D

CADMIUM PLATED, STAINLESS STEEL, BRASS & MONEL COTTER PINS

When Brass Cotters are ordered to MS specifications an additional charge for black oxide coating will apply.

SIZE (INCHES)	STEEL CADMIUM		STAINLESS STEEL		*BRASS (UNCOATED)	MONEL	STD PACK QTY	Min. Bulk Qty. to Receive 5% Disc.	WT PER 1000
	MS24665-	AN380 REF.	MS24665-	AN381 REF.	MS24665-	MS24665-			
1/8	1/2	349 4-2	366 4-8		383	400	1000	40M	2.70
	3/4	351 4-3	368 4-12		385	402	1000	40M	3.30
	1	353 4-4	370 4-16		387	404	1000	40M	4.30
	1-1/4	355 4-5	372 4-20		389	406	1000	40M	5.10
	1-1/2	357 4-6	374 4-24		391	408	1000	40M	5.60
	1-3/4	359 4-7	376 4-28		393	410	500	40M	6.60
	2	360 4-8	377 4-32		394	411	500	40M	7.40
	2-1/4	361	378 4-36		395	--	500	40M	8.25
	2-1/2	362 4-10	379 4-40		396	413	500	40M	8.90
	3	363 4-12	380 4-48		397	414	500	40M	10.5
9/64	3/4	QUOTED ON REQUEST	COMMERCIAL GRADE AVAILABLE	QUOTED ON REQUEST	NOT AVAILABLE		1000	30M	5.30
	1						1000	30M	6.90
	1-1/2						500	30M	9.50
	2						500	30M	11.5
	2-1/2						500	30M	14.0
5/32	3/4	418 5-3	436 5-12		454	472	1000	30M	5.30
	1	419 5-4	437 5-16		455	473	1000	30M	6.90
	1-1/4	421 5-5	439 5-20		457	475	500	30M	8.00
	1-1/2	423 5-6	441 5-24		459	477	500	30M	9.50
	1-3/4	425 5-7	443 5-28		461	479	500	30M	10.3
	2	426 5-8	444 5-32		462	480	500	30M	11.5
	2-1/4	--	445 5-36		463	--	500	30M	13.4
	2-1/2	428 5-10	446 5-40		464	482	500	30M	14.0
	2-3/4	429	447		465	--	500	30M	16.13
	3	430 5-12	448 5-48		466	484	250	30M	16.5
	3-1/2	431 5-14	449 5-56		467	--	250	30M	19.0
	4	432 5-16	450 5-64		468	486	250	30M	22.0
3/16	3/4	490 6-3	508 6-12		526	544	1000	20M	8.40
	1	491 6-4	509 6-16		527	545	1000	20M	10.4
	1-1/4	493 6-5	511 6-20		529	547	1000	20M	12.1
	1-1/2	495 6-5	513 6-24		531	549	500	20M	13.9
	1-3/4	497 6-7	515 6-28		533	551	500	20M	15.3
	2	498 6-8	516 6-32		534	552	500	20M	17.1
	2-1/4	499	517 6-36		535	--	500	20M	18.9
	2-1/2	500 6-10	518 6-40		536	554	500	20M	20.3
	2-3/4	501	519		537	--	500	20M	22.5
	3	502 6-12	520 6-48		538	556	250	20M	23.7
	3-1/2	503 6-14	521 6-56		539	--	250	20M	27.1
	4	504 6-16	522 6-64		540	558	250	20M	30.3
7/32	1	561	576 7-16		NOT AVAILABLE	NOT AVAILABLE	500	15M	15.5
	1-1/4	562	577 7-20				500	15M	17.5
	1-1/2	563	578 7-24				500	15M	21.0
	1-3/4	564	579 7-28				250	15M	22.0
	2	565	580 7-32				250	15M	25.25
	2-1/4	566	581 7-36				250	15M	27.75
	2-1/2	567	582 7-40				250	15M	29.5
	3	568	583 7-48				250	15M	34.5
	3-1/2	569	584 7-56				250	15M	38.0
	4	570	585 7-64				250	15M	42.0

Note: Stainless, Brass & Monel weights are approximately 10% heavier than shown.

www.westernwireprod.com CALL 800-325-3770 FAX: 636-305-1119

MS24665 COTTER PINS (NASM24665)

CADMIUM PLATED, STAINLESS STEEL, BRASS & MONEL COTTER PINS

When Brass Cotters are ordered to MS specifications an additional charge for black oxide coating will apply.

SIZE (INCHES)	STEEL CADMIUM		STAINLESS STEEL		*BRASS (UNCOATED)	MONEL	Std Pack Qty	Min. Bulk Qty. to Receive 5% Disc.	WT PER 1000
	MS24665 DASH	AN380 REF.	MS24665 DASH	AN381 REF.	MS24665 DASH	MS24665 DASH			
1/4	1	621 8-4	636 8-16		651	666	500	15M	18.9
	1-1/4	622 8-5	637 8-20		652	667	500	15M	20.7
	1-1/2	623 8-6	638 8-24		653	668	500	15M	24.2
	1-3/4	624 8-7	639 8-28		654	669	250	15M	26.8
	2	625 8-8	640 8-32		655	670	250	15M	29.7
	2-1/4	626	641 8-36		656	--	250	15M	32.9
	2-1/2	627 8-10	642 8-40		657	672	250	15M	34.5
	3	628 8-12	643 8-48		658	673	250	15M	40.3
	3-1/2	629 8-14	644 8-56		659	--	250	15M	46.4
	4	630 8-16	645 8-64		660	675	250	15M	52.0
	4-1/2	631	646		661	--	200	15M	55.0
	5	632	647		662	677	200	15M	60.0
	6	633	648		663	678	200	15M	75.0
5/16	1	681	697 10-16		713	729	250	10M	32.2
	1-1/4	682	698 10-20		714	730	250	10M	36.3
	1-1/2	683	699 10-24		715	731	250	10M	40.1
	1-3/4	684	700 10-28		716	732	250	10M	44.1
	2	685	701 10-32		717	733	250	10M	51.8
	2-1/4	686	702 10-36		718		250	10M	55.6
	2-1/2	687	703 10-40		719	735	200	10M	59.4
	3	688	704 10-48		720	736	BULK	10M	67.7
	3-1/2	689	705 10-56		721		BULK	10M	76.50
	4	690	706 10-64		722	738	BULK	10M	83.8
	4-1/2	691	707		723		BULK	10M	92.0
	5	692	708		724	740	BULK	10M	102.9
	6	694	710		726	742	BULK	10M	120.0
3/8	1-1/2	747	763		779	795	BULK	5M	63.2
	1-3/4	748	764		780	796	BULK	5M	68.0
	2	749	765		781	797	BULK	5M	73.6
	2-1/4	750	766		782	--	BULK	5M	79.0
	2-1/2	751	767		783	799	BULK	5M	86.5
	3	752	768		784	800	BULK	5M	104.1
	3-1/2	753	769		785	--	BULK	5M	112.3
	4	754	770		786	802	BULK	5M	124.2
	4-1/2	755	771		787	--	BULK	5M	132.0
	5	756	772		788	804	BULK	5M	152.4
1/2	6	758	774		790	806	BULK	5M	167.5
	2	QUOTED ON REQUEST	909		919	NOT AVAILABLE	BULK	2500	154.0
	2-1/2		911		921		BULK	2500	186.0
	3		913		922		BULK	2500	203.0
	3-1/2		914		923		BULK	2500	226.0
	4		915		924		BULK	2500	253.0
	5		917		926		BULK	2500	303.0
	6		918		927		BULK	2500	348.0

Note: Stainless, Brass & Monel weights are approximately 10% heavier than shown.

STEEL, PHOSHPATE COATED

SIZE (INCHES)	PHOSPHATE COATED	
	MS24665 DASH	PRICE PER M
1/16	1/2	814 AVAILABLE
	3/4	816 UPON REQUEST

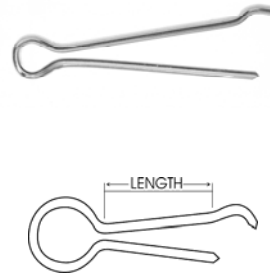
SIZE (INCHES)	PHOSPHATE COATED	
	MS24665 DASH	PRICE PER M
1/8	3/4	830 AVAILABLE
	1-1/4	834 UPON REQUEST

MS9245 COTTER PINS

CORROSION & HEAT RESISTANT STEEL
AS7211 TYPE 321 STAINLESS STEEL

SIZE (INCHES)	MS9245-	SIZE (INCHES)	MS9245-
1/32	1/4 1	3/32	3/8 40
	5/16 2		7/16 41
	3/8 3		1/2 42
	7/16 4		9/16 43
	1/2 5		5/8 44
	9/16 6		3/4 45
	5/8 7		7/8 46
	3/4 8		1 47
	7/8 9		1-1/8 48
	1 10		1-1/4 49
			1-1/2 51
1/16	1/4 21	1/8	1/2 59
	5/16 22		3/4 62
	3/8 23		7/8 63
	7/16 24		1 64
	1/2 25		1-1/8 65
	9/16 26		1-1/4 66
	5/8 27		1-3/8 67
	3/4 28		1-1/2 68
	7/8 29		1-5/8 69
	1 30		
	1-1/8 31		
	1-1/4 32		1-3/4 70
	1-3/8 33		2 71
	1-1/2 34	5/32	1-1/4 83
	1-5/8 35		1-3/8 84
	1-3/4 36		1-1/2 85
	2 37		1-3/4 87
			2 88

CLINCH PINS - ZINC COATED



BULK PACKED

Order by
length of shank
(from under head to
start of hump)

Special lengths quoted on request.
Stainless Steel quoted on request.

DIAMETER (INCHES)	LENGTH (INCHES)	WT. PER 1000	DIAMETER (INCHES)	LENGTH (INCHES)	WT. PER 1000
3/16	1	16	5/16	1-1/4	63
Min. order	1-1/4	18		1-1/2	69
500 per length.	1-1/2	20	300 per length.	1-3/4	74
Recommended	1-3/4	22	Recommended	2	80
Drill Hole Size	2	24	Drill Hole Size	2-1/4	85
1/4 to 5/16	2-1/4	26	3/8 to 7/16	2-1/2	90
Inside Dia. of	2-1/2	29	Inside Dia. of	2-3/4	96
Eye 17/64	2-3/4	33	Eye 7/8	3	101
	3	36	3/8	1-1/4	90
1/4	1	25	Min. order	1-1/2	92
Min. order	1-1/4	28	200 per length.	1-3/4	102
400 per length.	1-1/2	31	Recommended	2	111
Recommended	1-3/4	34	Drill Hole Size	2-1/4	115
Drill Hole Size	2	38	7/16 to 5/8	2-1/2	120
5/16 to 3/8	2-1/4	41	Inside Dia. of	2-3/4	126
Inside Dia. of	2-1/2	45	Eye 7/8	3	132
Eye 17/64	2-3/4	48			
	3	52			

SAFETY PIN FASTENERS ZINC COATED

SPRING WIRE

Stainless Steel quoted on request.

STANDARD DUTY / without coil



WW NO.	WIRE DIA.	INSIDE DIMENSION	WT. PER 1000
501	.047	5/16 X 1-1/4	2-1/4
502	.047	5/16 X 1-1/2	2-1/2
506	.062	9/16 X 2-1/2	6
507	.047	~1 X 2-3/16	3-3/8

COILED



WW NO.	INSIDE CLEARANCE	WIRE DIA.	WT. PER 1000
505	2-1/4 X 5	.243	370
504	1-5/8 X 5	.243	330
503	1-1/2 X 3	.177	150
508	1-1/8 X 3-3/4	.148	87
509	7/8 X 2-3/4	.125	44
510	3/8 X 15/16	.048	2.25
511	3/8 X 1-1/16	.062	4.4
512	5/8 X 1-11/16	.091	22
513	3-1/4 X 7-1/2	.312	900

Type 316 Stainless Steel

PART #	WIRE DIA.	INSIDE DIMENSION	WT. PER 1000
AA554881	.051	7/8 x 5/32	2.2
AA554882	.041	9/16 x 5/32	1.1

ASSORTMENTS COTTER PINS



AG ASSORTMENTS

Assortments supplied in clear view plastic boxes.

NO. 50 AG		NO. 100 AG	
Count	Size	Count	Size
5	3/32 x 3/4	10	3/32 x 3/4
5	3/32 x 1	10	3/32 x 1
2	3/32 x 1-1/2	4	3/32 x 1-1/2
5	1/8 x 1	10	1/8 x 1
5	1/8 x 1-1/4	10	1/8 x 1-1/4
4	1/8 x 1-1/2	8	1/8 x 1-1/2
2	5/32 x 1-1/2	4	5/32 x 1-1/2
6	3/16 x 1-1/2	10	3/16 x 1
6	3/16 x 2	10	3/16 x 1-1/2
3	1/4 x 1-1/2	8	3/16 x 2
3	1/4 x 2	6	1/4 x 1-1/2
2	5/16 x 2	6	1/4 x 2
2	5/16 x 2-1/2	2	5/16 x 2
50 Total		2	5/16 x 2-1/2
		100 Total	

PACKING	50 AG	100AG
	WT	WT
Bulk Per 100 Assts. Packed 50 Assts. Per Ctn.	78	122
Counter Display Ctn. 10 Assts. Per Ctn.	8	12-1/2

AVAILABLE IN
PLAIN & ZINC FINISH

"TOOL BOX" ASSORTMENT

Available **PLAIN FINISH**

Contains 50 assorted cotted pins from 1/16 x 1/2 thru 1/8 x 1-1/2. Fifty pins per clear view plastic box; 10 boxes per display carton.

SOLD PER DISPLAY CARTON



Packing	Wt.
Display Carton of 10 Assts.	1-1/2

"IDEAL" ASSORTMENT (Automotive)

Available **PLAIN** finish only.

Contains 100 assorted sizes from 1/16 x 1/2 thru 5/32 x 1-1/2.

Packing	Wt.
Display Carton of 10 Assts.	2.9

FULL VALUE PACKAGE

Available **PLAIN** finish only.

Ten boxes of each size in "Full Value Package"



Size	Approx. Count Per Box	Wt. Per Pkg
1/16 x 1	164	2
3/32 x 1	131	3-3/4
x 1-1/2	92	3-3/4
1/8 x 1	86	4-1/3
x 1-1/2	62	4-1/5
x 2	48	4-1/7


Size	Approx. Count Per Box	Wt. Per Pkg
5/32 x 1	54	4-1/2
x 1-1/2	39	4-1/2
x 2	32	4-1/2
3/16 x 1-1/2	29	5
x 2	23	5
1/4 x 1-1/2	18	5-1/2
x 2	14	5-1/2
5/16 x 2	10	6-1/4

RING COTTERS

MB Spring Wire, Zinc Coated or Type 302 Stainless Steel

PART NO.	O.D. X WIRE DIAM	USE ON DIAMETER	WT. PER 1000
3703	5/8 X .048	3/16 - 1/4	1.4
3705	3/4 X .048	1/4 - 5/16	1.6
3707	1 X .062	3/8 - 7/16	4
3709	1-1/8 X .072	7/16 - 1/2	5.8

*SS Suffix indicates 302 stainless steel
Less 5% on 50,000 pieces or more



KEY RINGS

SPRING STEEL

AVAILABLE NICKEL & ZINC COATED



Brass & Stainless
Quoted on Request

PART NUMBER	INSIDE DIAMETER	THICKNESS		WT PER 1000
		A	B	
		+/- .010		
KR 1	.335	.056	.083	1.1
KR 3	.425	.063	.093	1.7
KR 5	.550	.077	.103	3.5
KR 7	.719	.092	.120	5.1
KR 8	.833	.080	.127	6.6
KR 9	.920	.092	.120	7.6
KR 10	1.11	.088	.139	10.6
KR 11	1.188	.109	.156	14.6
KR 12	1.315	.098	.172	16.1

RING CLIPS

ZINC COATED



Stainless Quoted on Request

PART NUMBER	FITS SHAFT SIZE	SHAFT CLEARANCE	WIRE DIA.	OVERALL LENGTH	WT PER M
RC-8	1/4 HEAVY	.267/.257	.041	.844	1.1
RC-9H	1/4 EXTRA HEAVY	.270/.260	.054	.936	1.8
RC-10	5/16 REGULAR	.330/.320	.047	1.044	1.8
RC-14	3/8 REGULAR	.392/.382	.054	1.214	2.3
RC-22	1/2 REGULAR	.520/.510	.062	1.420	4.1
RC-24	1/2 HEAVY	.520/.510	.072	1.456	6.8
RC-30	5/8 REGULAR	.645/.635	.072	1.690	7.9
RC-34	3/4 REGULAR	.770/.760	.080	2.081	10.0
RC-36	3/4 HEAVY	.770/.760	.091	2.166	13.0
RC-40	7/8 HEAVY	.895/.885	.105	2.506	20.6
RC-42	1 REGULAR	1.020/1.010	.105	2.756	22.8

A-A-55487- LOCK PINS

FORMERLY AN415- LOCK PINS

PART NUMBER	WIRE DIAM.	WT PER 1000
A-A-55487-2	0.0800	6
A-A-55487-3	0.0295	0.25
A-A-55487-4	0.0585	1.9
A-A-55487-5	0.0720	4.5
A-A-55487-6	0.0915	8.5



Type 316 Stainless Steel in
accordance with ASTM A313

A-A-55487-1- LOCK PINS

FORMERLY AN415-1- LOCK PINS

PART NUMBER	WIRE DIAM.	WT PER 1000
A-A-55487-1-1	0.080	5
A-A-55487-1-2	0.080	6
A-A-55487-1-3	0.080	7.5
A-A-55487-1-4	0.080	9
A-A-55487-1-5	0.080	10.5
A-A-55487-1-6	0.080	12
A-A-55487-1-7	0.080	13.5



Note: Second dash indicates length in inches.

Coiled Spring Pins

Available in Plain Steel and T420 Stainless
Standard Duty

SIZE	STD PACK QTY	
	PLAIN	T420 STAINLESS
1/16	3/16	1000
	1/4	1000
	5/16	1000
	3/8	1000
	7/16	1000
	1/2	1000
	9/16	1000
	5/8	1000
5/64	1/4	on request
	5/16	1000
	3/8	1000
	7/16	1000
	1/2	1000
	9/16	1000
	5/8	1000
	11/16	1000
	3/4	1000
3/32	1/4	1000
	5/16	1000
	3/8	1000
	7/16	1000
	1/2	1000
	9/16	1000
	5/8	1000
	11/16	1000
	3/4	1000
	13/16	1000
	7/8	1000
	15/16	1000
	1	1000
1/8	5/16	500
	3/8	500
	7/16	500
	1/2	500
	9/16	500
	5/8	500
	11/16	500
	3/4	500
	13/16	500
	7/8	500
	15/16	500
	1	500
	1-1/8	500
	1-1/4	500
5/32	7/16	500
	1/2	500
	9/16	500
	5/8	500
	11/16	on request
	3/4	500
	13/16	on request
	7/8	500
	15/16	on request
	1	500
	1-1/8	500
	1-1/4	500
	1-3/8	500
	1-1/2	500
	1-5/8	500
	1-3/4	500

SIZE	STD PACK QTY	
	PLAIN	T420 STAINLESS
3/16	1/2	500
	9/16	500
	5/8	500
	11/16	on request
	3/4	500
	13/16	on request
	7/8	500
	15/16	on request
	1	500
	1-1/8	500
	1-1/4	500
	1-3/8	500
	1-1/2	500
	1-5/8	500
	1-3/4	500
7/32	1/2	250
	9/16	on request
	5/8	250
	11/16	on request
	3/4	250
	13/16	on request
	7/8	250
	15/16	on request
	1	250
	1-1/8	250
	1-1/4	250
	1-3/8	250
	1-1/2	250
	1-5/8	on request
	1-3/4	250
1/4	1/2	250
	9/16	on request
	5/8	250
	11/16	on request
	3/4	250
	13/16	on request
	7/8	250
	15/16	on request
	1	250
	1-1/8	250
	1-1/4	250
	1-3/8	250
	1-1/2	250
	1-5/8	250
	1-3/4	250
	1-7/8	--
2	2	--
	2-1/4	--

SIZE	STD PACK QTY	
	PLAIN	T420 STAINLESS
5/16	3/4	250
	13/16	on request
	7/8	250
	15/16	on request
	1	250
	1-1/8	250
	1-1/4	250
	1-3/8	on request
	1-1/2	250
	1-5/8	on request
	1-3/4	250
	1-7/8	on request
	2	250
	2-1/4	250
	2-1/2	250
	2-3/4	250
3/8	3	250
	3/4	100
	13/16	on request
	7/8	100
	15/16	on request
	1	100
	1-1/8	100
	1-1/4	100
	1-3/8	on request
	1-1/2	100
	1-5/8	on request
	1-3/4	100
	1-7/8	on request
	2	100
	2-1/4	100
1/2	2-1/2	100
	2-3/4	100
	3	100
	3-1/4	100
	3-1/2	100
	1-1/4	100
	1-3/8	on request
	1-1/2	100
	1-5/8	on request
	1-3/4	100
	1-7/8	on request
	2	100
	2-1/4	100
	2-1/2	100
	2-3/4	100
	3	100
	3-1/4	on request
	3-1/2	100



SPRING PINS



Most sizes stocked
in Plain Steel, Zinc
Coated, Cadmium
Coated, T420
Stainless Steel &
T302/304 Stainless
Steel

SIZE	WT. PER 1000
.062 Nom. Dia. (.066 - .069)	
1/16	3/16 .10
	1/4 .13
	5/16 .16
	3/8 .19
	7/16 .22
	1/2 .26
	9/16 .29
	5/8 .32
	11/16 .35
	3/4 .39
	13/16 .42
	7/8 .45
	15/16 .48
	1 .51
.078 Nom. Dia. (.083 - .086)	
5/64	3/16 .20
	1/4 .27
	5/16 .34
	3/8 .41
	7/16 .47
	1/2 .54
	9/16 .60
	5/8 .66
	11/16 .73
	3/4 .79
	13/16 .86
	7/8 .92
	15/16 .98
	1 1.05
	1-1/8 1.17
	1-1/4 1.28
	1-3/8 1.40
	1-1/2 1.52
.094 Nom. Dia. (.099 - .103)	
3/32	1/4 .36
	5/16 .45
	3/8 .54
	7/16 .62
	1/2 .71
	9/16 .79
	5/8 .88
	11/16 .96
	3/4 1.05
	13/16 1.13
	7/8 1.22
	15/16 1.31
	1 1.39
	1-1/8 1.58
	1-1/4 1.75
	1-3/8 1.93
	1-1/2 2.10

NASMS (MS) AND
NASM (NAS) SPRING
PINS AVAILABLE -
QUOTED ON
REQUEST

SIZE	WT. PER 1000
.125 Nom. Dia. (.131 - .135)	
1/8	1/4 .60
	3/8 .88
	7/16 1.03
	1/2 1.19
	9/16 1.34
	5/8 1.49
	11/16 1.65
	3/4 1.80
	13/16 1.96
	7/8 2.12
	15/16 2.27
	1 2.42
	1-1/8 2.74
	1-1/4 3.06
	1-3/8 3.38
	1-1/2 3.70
	1-5/8 4.03
	1-3/4 4.35
	1-7/8 4.78
	2 5.01
.156 Nom. Dia. (.162 - .167)	
5/32	7/16 1.56
	1/2 1.80
	9/16 2.03
	5/8 2.27
	11/16 2.50
	3/4 2.74
	13/16 2.97
	7/8 3.21
	15/16 3.45
	1 3.68
	1-1/8 4.12
	1-1/4 4.57
	1-3/8 5.02
	1-1/2 5.47
	1-5/8 5.92
	1-3/4 6.37
	1-7/8 6.82
	2 7.27
	2-1/4 8.16
	2-1/2 9.06
.187 Nom. Dia. (.194 - .199)	
3/16	1/2 2.51
	9/16 2.85
	5/8 3.19
	11/16 3.52
	3/4 3.85
	13/16 4.18
	7/8 4.53
	15/16 4.86
	1 5.19
	1-1/8 5.86
	1-1/4 6.53
	1-3/8 7.20
	1-1/2 7.86
	1-5/8 8.54
	1-3/4 9.20
	1-7/8 9.88
	2 10.54
	2-1/4 11.88
	2-1/2 13.21

SIZE	WT. PER 1000
.219 Nom. Dia. (.226 - .232)	
7/32	5/8 4.42
	11/16 4.89
	3/4 5.35
	13/16 5.82
	7/8 6.29
	15/16 6.75
	1 7.22
	1-1/8 8.16
	1-1/4 9.11
	1-3/8 10.05
	1-1/2 10.99
	1-5/8 11.39
	1-3/4 12.87
	1-7/8 13.81
	2 14.76
	2-1/4 16.64
	2-1/2 17.45
	2-3/4 19.33
	3 21.22
.250 Nom. Dia. (.258 - .264)	
1/4	5/8 4.92
	11/16 5.51
	3/4 6.21
	13/16 6.79
	7/8 7.38
	15/16 7.97
	1 8.56
	1-1/8 9.74
	1-1/4 10.71
	1-3/8 12.09
	1-1/2 13.27
	1-5/8 14.45
	1-3/4 15.62
	1-7/8 16.80
	2 17.98
	2-1/4 20.33
	2-1/2 22.68
	2-3/4 25.04
	3 27.39
	3-1/4 29.75
	3-1/2 32.10
.312 Nom. Dia. (.321 - .328)	
5/16	3/4 9.88
	13/16 10.75
	7/8 11.63
	15/16 12.51
	1 13.39
	1-1/8 15.14
	1-1/4 16.90
	1-3/8 18.65
	1-1/2 20.40
	1-5/8 22.16
	1-3/4 24.02
	1-7/8 25.78
	2 27.53
	2-1/4 31.04
	2-1/2 34.55
	2-3/4 38.06
	3 41.57
	3-1/4 45.08
	3-1/2 48.59
	3-3/4 52.10
	4 55.61

SIZE	WT. PER 1000
.375 Nom. Dia. (.385 - .392)	
3/8	1 19.80
	1-1/4 25.15
	1-1/2 30.50
	1-3/4 35.85
	2 41.20
	2-1/4 46.55
	2-1/2 51.90
	2-3/4 57.25
	3 62.60
	3-1/4 67.95
	3-1/2 73.30
	3-3/4 78.65
	4 84.00
.437 Nom. Dia. (.448 - .456)	
7/16	1 25.04
	1-1/4 31.46
	1-1/2 37.88
	1-3/4 44.30
	2 50.72
	2-1/4 57.14
	2-1/2 63.56
	2-3/4 69.98
	3 76.40
	3-1/4 82.82
	3-1/2 89.24
	3-3/4 95.66
	4 102.1
.500 Nom. Dia. (.513 - .521)	
1/2	1-1/4 39.06
	1-1/2 48.15
	1-3/4 57.25
	2 66.34
	2-1/4 75.44
	2-1/2 84.53
	2-3/4 93.63
	3 102.7
	3-1/4 111.8
	3-1/2 120.9
	3-3/4 130.0
	4 139.1



SPRING PIN ASSORTMENT

Display carton of 10 assortments
ZINC COATED

HANDY MAN
ASSORTMENT 2 lbs. each

Assortment of 45 roll pins ranging in size
from 1/16" thru 1/4" diameter.
Packed 10 plastic boxes per carton.

AG/INDUSTRIAL
ASSORTMENT 8 lbs. each

Each plastic container includes 45 roll pins
ranging in size from 3/32" thru 1/2"
diameter. Packed 10 boxes per carton.

GRIP CLIPS

ZINC COATED

Stainless Steel available upon request

WW CLIP NO	WIRE DIA.	RECOMMENDED SHAFT SIZES	OVERALL LENGTH	INSIDE DIA. OF EYE	WT. PER 1000	MIN BULK QTY
3616	.125	3/8 - 5/8	2	7/16	14-3/4	1000
3611	.125	7/16 - 3/4	2-9/16	9/16	19-1/2	1000
3610	.148	5/8 - 1	2-3/4	3/4	32	1000
3608	.177	7/8 - 1-1/4	3-3/4	15/16	59	1000

MB SPRING WIRE




DOUBLE LOOP HITCH PINS

ZINC COATED

Stainless Steel available upon request

WW CLIP NO	WIRE DIA.	RECOMMENDED HOLE SIZE	RECOMMENDED SHAFT SIZES	OVERALL LENGTH	INSIDE DIA. OF EYE	WT. PER 1000	MIN BULK QTY
250 DL	.080	3/32	5/16 - 1/2	2-1/4	7/16	8	1000
251 DL	.125	9/64	1/2 - 3/4	2-7/8	5/8	29.5	500
252 DL	.148	5/32	1/2 - 7/8	3-1/8	3/4	44	250
253 DL	.148	5/32	5/8 - 1	3-3/4	7/8	49	250
254 DL	.187	7/32	5/8 X 1	4-1/8	1	86	250
255 DL	.283	5/16	1 - 1-9/16	5-1/8	1-3/16	287.50	100

MB SPRING WIRE



ALL-PURPOSE TIE WIRES

OVERALL LENGTH	18 Ga.	17 Ga.	16 Ga.
	WT. per 1,000 pcs	WT. per 1,000 pcs	WT. per 1,000 pcs
4-1/2"	3.5	4.6	6.4
5"	3.7	4.9	6.8
5-1/2"	4	5.2	7.3
6"	4.2	5.5	7.7
6-1/2"	4.5	5.8	8.2
7"	4.7	6.1	8.6
7-1/2"	5	6.4	9.1
8"	5.2	6.7	9.5
8-1/2"	5.5	7	10
9"	5.7	7.3	10.4
10"	6.2	7.9	11.3
11"	6.7	8.5	12.2
12"	7.2	9.1	13.1

18 & 16 GAUGE AVAILABLE IN PLAIN & GALV. 17 GAUGE AVAILABLE IN PLAIN ONLY.

Packaged in 5000 pc rolls only.

Longer sizes & different gauges Quoted on request.

TOOLS



Ratchet Type



Pistol Type



HITCH PIN (Hair Pin) CLIPS - Zinc Coated

ONE PRICE PACK - POLYBAG

SEE FULL SIZE PICTURES AND DIMENSIONS ON PAGES 16 AND 17

WW CLIP NO.	CLIPS PER BAG	APPROX. WT. PER CARTON	WW CLIP NO.	CLIPS PER BAG	APPROX. WT. PER CARTON	WW CLIP NO.	CLIPS PER BAG	APPROX. WT. PER CARTON
226	64	1/2	207	18	2	201	6	2-1/2
223	32	1/2	228	12	1-1/4	209	7	2-1/2
222	20	1	214	14	1-1/2	210	7	2-1/2
218	18	1/2	230	10	3/4	204	6	2-1/2
239	20	1-1/4	215	10	1-1/2	206	4	2-1/4
213	29	1	216	14	2	208	3	2
217	21	1	211	8	2	219	2	2-1/2
203	22	1-1/2	202	9	2-1/2			

Packaged 10 Polybags per Carton

Each "One-Price Pack" contains ten convenient self-serve polybags, one size per bag. All the polybags in the "One-Price Pack" sell for the same price but the quantity of clips in each bag varies according to size.

WW HITCH PIN (Hair Pin) CLIPS - ZINC COATED

MANUFACTURED OF MB SPRING WIRE
ZINC CLEAR OR YELLOW CHROMATE AVAILABLE
Plain finish quoted on request.
T302/304 Stainless also available
FULL

MINIMUM BULK QUANTITY
235- 100 PCS
219, 220 & 234 - 500 PCS
ALL OTHER SIZES - 1,000 PCS

For less then bulk
quantity order in
the packaged
series below.

Some sizes stocked in T316 Stainless

"WW" Clip No.	Wire Dia.	Drill Hole Size	Min. Shaft Dia.	Max. Shaft Dia.	Overall Length	Inside Dia. Of Eye	Wt. Per 1000
231	.028	1/32	1/8	5/32	.600	.093	1/4
226	.032	.040	7/64	9/64	7/16	.078	1/4
232	.042	.047	1/16	1/8	7/16	.080	1/3
223	.042	3/64	3/16	1/4	1	1/4	7/8
221	.047	1/16	1/8	3/16	19/32	1/8	5/8
224	.047	1/16	1/4	3/8	1-9/16	5/16	1-3/4
240	.047	1/16	1/4	5/16	.90	.090	1
236	.054	1/16	3/16	1/4	3/4	1/8	1
237	.054	1/16	1/4	3/8	7/8	9/64	1-1/4
222	.062	5/64	1/4	1/2	1-5/16	5/16	2-1/2
218	.062	5/64	3/8	1/2	1-9/16	3/8	3
225	.072	5/64	5/16	3/8	1-3/32	9/64	2-5/8
239	.072	5/64	3/8	1/2	1-7/8	5/8	5-1/2
213	.080	3/32	1/4	3/8	1-3/16	1/4	3-3/4
217	.080	3/32	3/8	1/2	1-9/16	3/8	5
203	.093	7/64	1/4	1/2	1-5/8	3/8	7
207	.093	7/64	3/8	5/8	2-5/16	5/8	10
228	.093	7/64	5/16	1/2	2	5/8	9
214	.093	7/64	1/2	3/4	2-1/2	9/16	10-1/4
233	.093	7/64	1/4	1/2	1-1/8	1/4	4-5/8
230	.105	1/8	5/16	3/8	1-1/4	1/8	6

"WW" Clip No.	Wire Dia.	Drill Hole Size	Min. Shaft Dia.	Max. Shaft Dia.	Overall Length	Inside Dia. Of Eye	Wt. Per 1000
215	.125	9/64	1/2	3/4	1-9/16	1/2	12
216	.125	9/64	1/2	3/4	1-15/16	7/16	14-3/4
211	.125	9/64	7/16	3/4	2-9/16	9/16	19-1/2
227	.125	9/64	5/8	7/8	2-1/2	5/8	19
238	.125	9/64	3/4	1-1/8	2-7/8	5/8	22
202	.125	9/64	3/4	1-1/8	3-1/8	1	23-3/4
201	.148	5/32	1/2 x 5/8	5/8 x 1**	3	1/2	31-1/2
209	.148	5/32	3/4	1-1/8	3-5/16	3/4	36
210	.148	5/32	5/8	1	2-15/16	3/4	32
205	.162	3/16	7/8	1-1/16	2-3/16	7/8	31
204	.162	3/16	1/2 x 3/4	5/8 x 1**	3	5/8	37-3/4
212	.162	3/16	1/2 x 1	7/8 x 1**	3-7/16	7/8	44-3/4
229	.177	3/16	3/4	1-1/16	3-1/2	15/16	56-1/4
206	.177	3/16	5/8	1	3-1/4	15/16	51-1/2
208	.177	3/16	7/8	1-1/4	3-3/4	15/16	59
219	.243	17/64	3/4	1	4	15/16	115
235	.243	17/64	1-1/4	1-1/2	5-1/8	1-1/2	165
234* Govt.	.250	17/64	3/4	1	3-1/4	3/4	92
220	.310	21/64	7/8	1	4-1/16	7/8	188

Packaged

Zinc Coated Clear Chromate

WW CLIP NO.	NO. PER BOX	WT. PER BOX	WW CLIP NO.	NO. PER BOX	WT. PER BOX
231-P	100	1/16	230-P	100	5/8
226-P	100	1/8	215-P	100	7/8
232-P	100	1/8	216-P	100	1-1/2
223-P	100	1/8	238-P	100	2-1/2
221-P	100	1/8	211-P	100	2
224-P	100	1/4	227-P	100	2
236-P	100	1/4	202-P	100	2-5/8
237-P	100	1/4	201-P	100	3-5/8
222-P	100	1/2	209-P	100	3-1/2
218-P	100	1/2	210-P	100	3-1/2
225-P	100	3/16	205-P	100	3
239-P	100	3/4	204-P	100	4-1/4
213-P	100	3/8	212-P	100	4-1/2
217-P	100	1/2	229-P	100	6
203-P	100	3/4	206-P	100	5-1/2
207-P	100	1-1/4	208-P	100	6-3/8
228-P	100	1	219-P	50	6
214-P	100	1-1/4	220-P	50	9
233-P	100	1/4			

HITCH PIN (Hair Pin) CLIPS - Zinc Coated HPC-15 ASSORTMENT



**COUNTER DISPLAY
CARTON**
10 Plastic Boxes per Display

5 lbs each














Each assortment contains
three #203 clips and four
each of the #210, #211 and
#206 clips






**POLYBAG
CARTON**
10 Bags per Carton






4-1/2 lbs each

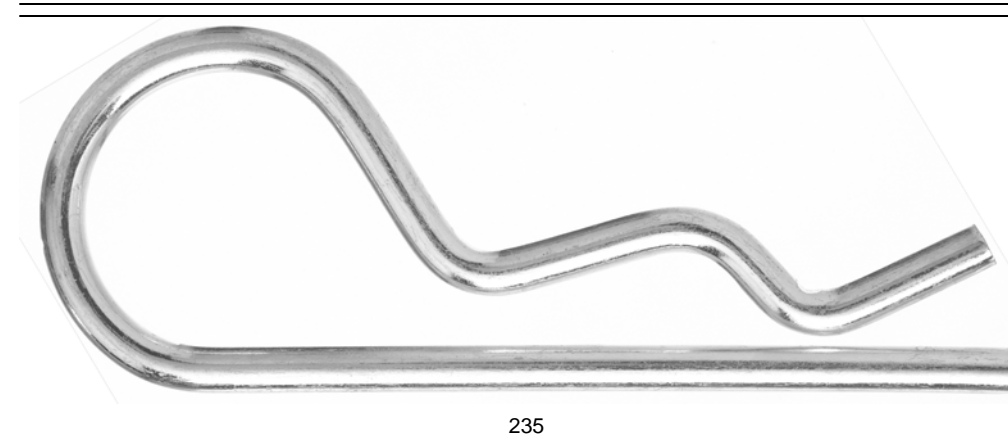


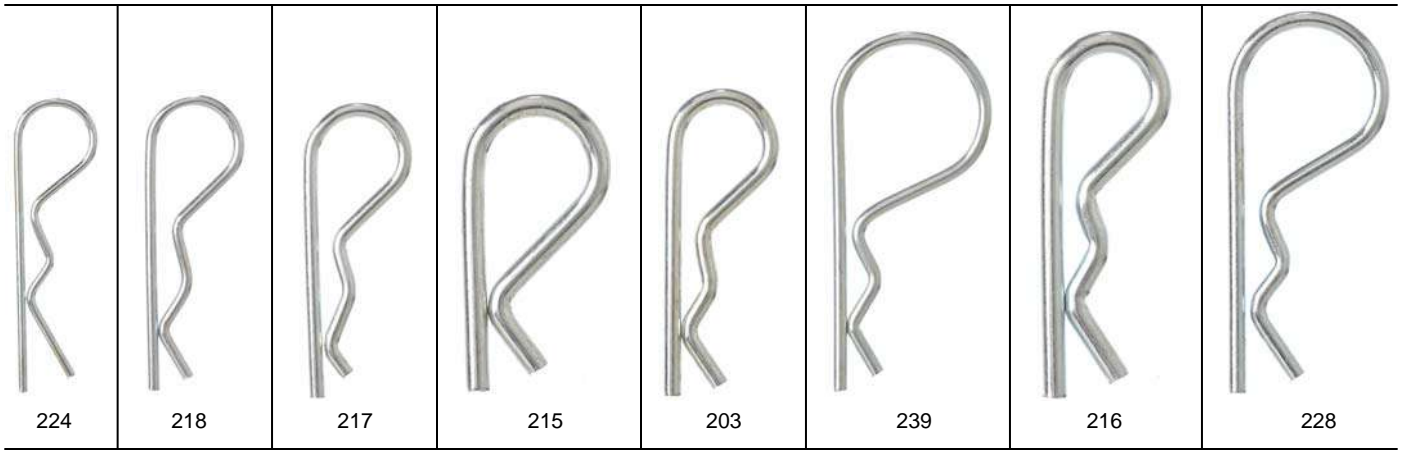


HITCH PIN CLIPS - ACTUAL SIZE DRAWINGS

												
226	232	221	231	236	240	237	223	225	233	213	230	222

				
201	204	202	206	234 * Plain Finish

				
212	229	208	219	220

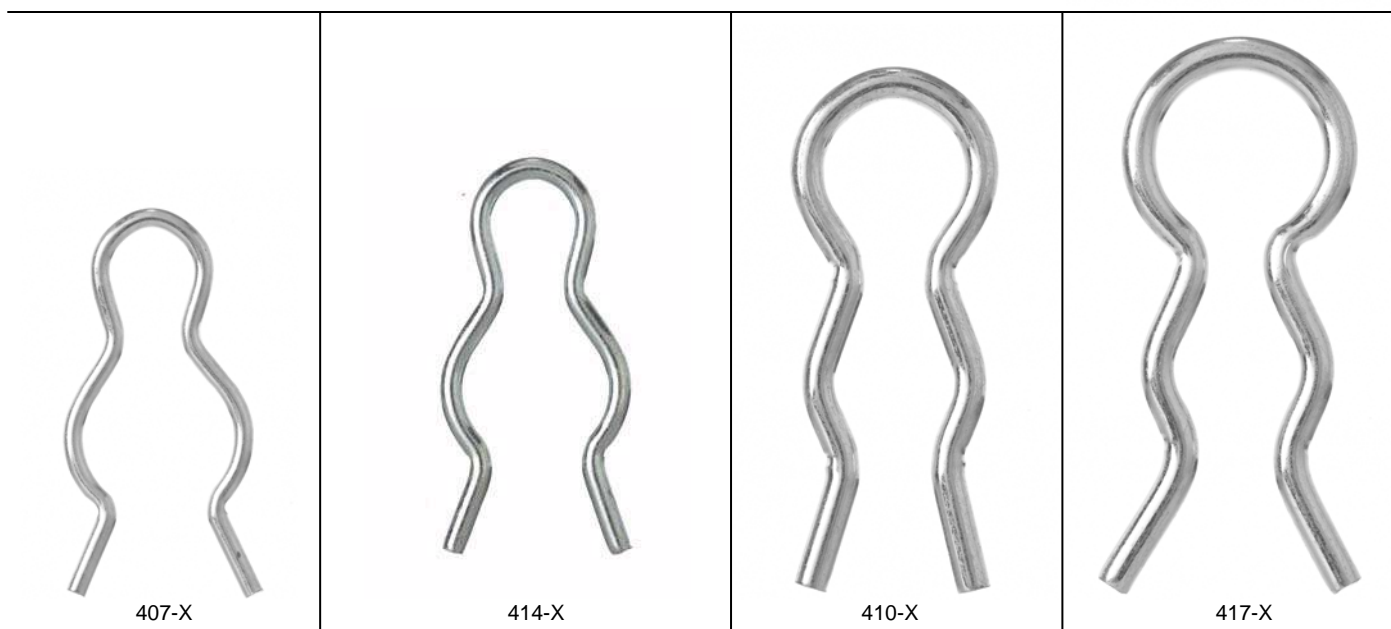
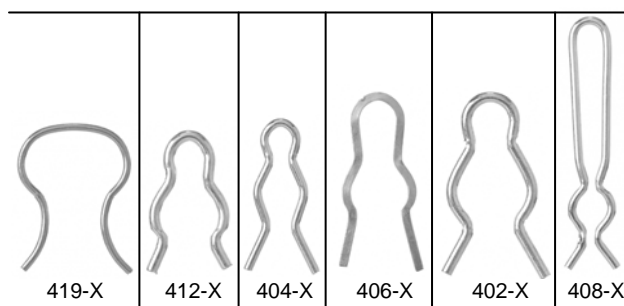
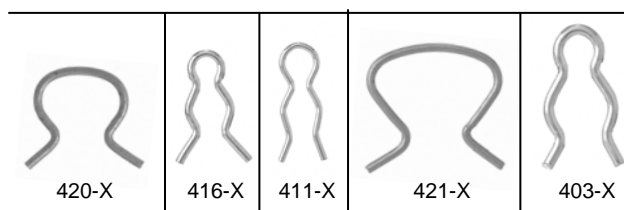
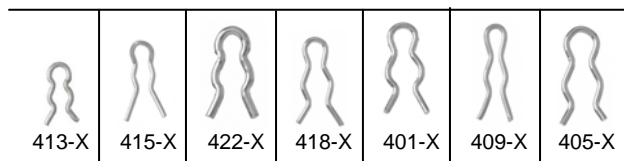


EXTERNAL HITCH PIN CLIPS - ZINC COATED

A general purpose snap-on clip made of MB Spring Wire for commercial and industrial needs. Also available in stainless steel.

SIZE	WIRE DIA.	INSIDE EYE DIA.	GROOVE DIA.	OVERALL LENGTH	WT PER 1000	MIN BULK QTY
*415-X	.026	1/16	3/32	3/8	1/8	1000
418-X	.028	3/32	1/8	7/16	1/3	1000
409-X	.028	1/16	3/32	1/2	1/3	1000
413-X	.028	1/16	5/64	9/32	1/8	1000
411-X	.035	3/32	7/32	5/8	3/8	1000
401-X	.035	3/32	5/32	15/32	1/4	1000
405-X	.035	1/8	5/32	1/2	1/4	1000
419-X	.042	--	--	3/4	7/8	1000
406-X	.046 sq.	3/16	5/16	15/16	2-1/3	1000
422-X	.047	3/32	1/8	7/16	1/2	1000
416-X	.047	7/64	3/16	19/32	5/8	1000
404-X	.047	1/8	1/4	7/8	1	1000
408-X	.047	1/8	3/16	1-5/16	1-1/3	1000
420-X	.047	--	5/16	9/16	3/4	1000
421-X	.047	--	3/8	5/8	1	1000
402-X	.062	3/16	3/8	1	2	1000
403-X	.062	1/8	1/4	11/16	1-1/4	1000
412-X	.062	5/32	5/16	3/4	1-3/8	1000
407-X	.105	7/16	25/32	2-1/16	10-3/4	500
414-X	.125	7/16	25/32	2-1/16	15-1/2	500
410-X	.177	3/4	11/16	2-3/4	42	500
417-X	.187	7/8	3/4	2-7/8	50	500

*OFFSET HEAD



"HILL" PATTERNED HOG RINGS

Standard Pack

Copper coated rings supplied
100 pcs. Per box - 10 boxes per display carton
(1000 pcs. Total) **SOLD PER DISPLAY CARTON**

Stainless Rings sold
BULK PACKED
(.093 Diameter)

RING SIZE	APPROX. WT. PER 1000 PCS
NO. 1 PIG	4.3
NO. 2 SHOAT	4.7
NO. 3 HOG	5.2

SHOWN FULL SIZE



#1 PIG
5/8" OPENING
1-5/32" WIDE




#2 SHOAT
3/4" OPENING
1-5/16" WIDE



#3 HOG
7/8" OPENING
1-1/2" WIDE

BULK PACKAGE



13 GA. GALVANIZED OR
12-1/2 GA. COPPER COATED
PACKED IN 50 LB. CARTONS ONLY

Special gauge & size
requirements quoted
on request.

RING SIZE	APPROX. RINGS PER CWT.
NO. 1 PIG	25,000
NO. 2 SHOAT	22,500
NO. 3 HOG	20,000

UPHOLSTERY RING FASTENERS

(GENERAL PURPOSE)
14 Gauge Basic Wire
Packed in 50 lb cartons only

Approx. 40,000
Rings per CWT



1/2" Opening
13/16" wide

HANDY HOG RINGERS



RINGER TYPE	APPROX. WT.
STD.	.5
HEAVY DUTY	.75

FENCING RINGS

Made of 9 gauge
Galvanized material.
Bulk packed in 50 lb
Cartons only.

Approx. 8,200
Rings per CWT



3/4" Opening
1-5/8" wide

LOCK WASHERS

REGULAR HELICAL SPRING

SIZE	SECTION	WT. PER 1000	STD. PACK	SIZE	SECTION	WT. PER 1000	STD. PACK
(0.066) # 2	.035 X .020	0.11	1000	(0.438) 7/16	.156 X .109	9.00	1000
(0.099) # 3	.040 X .025	0.15	1000	(0.500) 1/2	.171 X .125	12.9	1000
(0.112) # 4	.040 X .025	0.16	1000	(0.562) 9/16	.188 X .141	17.7	500
(0.125) # 5	.047 X .031	0.25	1000	(0.625) 5/8	.203 X .156	24.0	500
(0.138) # 6	.047 X .031	0.27	1000	(0.750) 3/4	.234 X .188	39.5	250
(0.164) # 8	.055 X .050	0.50	1000	(0.875) 7/8	.266 X .219	59.5	250
(0.190) # 10	.062 X .047	0.70	1000	(1.000) 1	.297 X .250	88.0	250
(0.216) # 12	.070 X .056	1.00	1000	(1.125) 1-1/8	.328 X .281	120	BULK
(0.250) 1/4	.109 X .062	2.20	1000	(1.250) 1-1/4	.359 X .312	166	BULK
(0.312) 5/16	.125 X .078	3.80	1000	(1.375) 1-3/8	.391 X .344	219	BULK
(0.375) 3/8	.141 X .094	6.00	1000	(1.500) 1-1/2	.422 X .375	282	BULK



MEETS I.F.I. STANDARDS

**Available In
Plain & Zinc Coated**

KEY SNAPS

**MADE OF 3/32" NOMINAL DIA.
(HALF ROUND SPRING WIRE)
HIGH CARBON - HEAT TREATED
FOR SPRING BACK.**



**Available in
Zinc & Nickel Coated
Stainless Steel on Request**

2 Lbs. Per 1000 pcs

DEAD LOCK TAG FASTENERS

**Available in Sharp and Blunt Points
Bulk packed
Stainless Steel on Request**



**No. 2
17 GA.**

2.3 lbs per 1000



**No. 3
17 GA.**

2 lbs per 1000



**No. 4
16 GA.**

3.3 lbs per 1000



**No. 5
15 GA.**

8 lbs per 1000
(blunt point only)

SHIPPING TAG WIRE


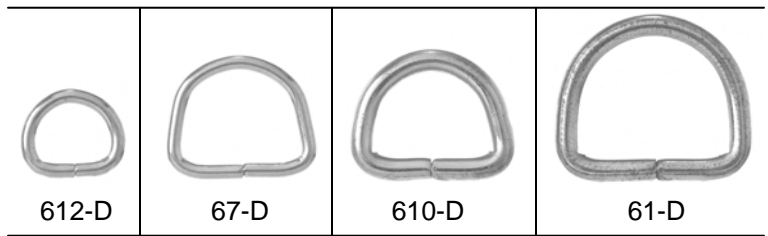
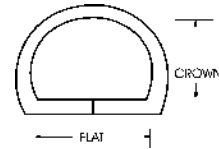
**16 GA. GALVANIZED
4.2 Lbs. per 1000 pcs**



D RINGS - ZINC COATED

WW NO	WIRE DIA.	CROWN	FLAT	WT. PER 1000	MIN. BULK QTY.
612-D	.080	5/16	3/8	2-1/8	1000
67-D	.080	7/16	5/8	3	1000
610-D	.120	7/16	5/8	7	1000
61-D	.120	5/8	3/4	9	1000
62-D	.120	7/8	1	10	1000
63-D	.120	7/8	1-1/8	13	1000
64-D	.148	3/4	7/8	15	1000
65-D	.148	1	1-5/16	21	500
66-D	.148	1-1/8	1-5/8	25	500
68-D	.177	7/8	1-1/8	29	500
69-D	.177	1-1/8	1-5/8	35	500

Stainless Steel.
Brass and Nickel
Coated quoted on
Request.



V HOOKS - ZINC COATED

Western Wire V-Hooks are made of top quality galvanized wire.

Available packaged or bulk.
41 lbs per 1000



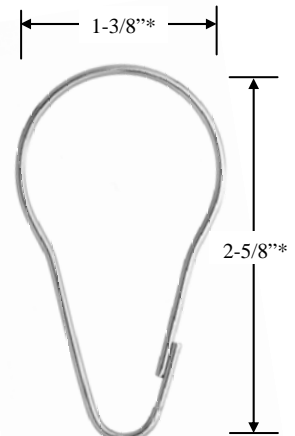
END MOUNT
.135 DIA.
4.187" OAL
3" Wide



SIDE MOUNT
.120 DIA.
4.875" OAL
4.875" Wide

PEAR CLIPS - ZINC COATED

Made from .080 Zinc Coated Steel
10 lbs per 1000






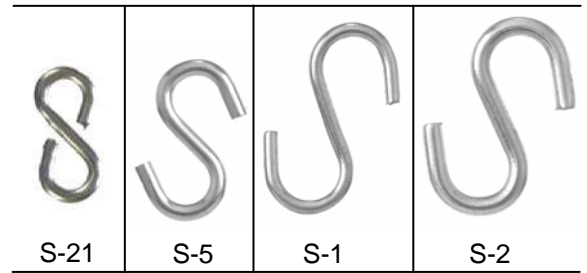
*Inside Dimensions


Stainless Steel
Available Upon Re-

S HOOKS - ZINC COATED

WW NO.	WIRE SIZE	OVERALL LENGTH (inches)	WT. PER 1000	MIN. BULK QTY
S-1	.080	1-1/16	3-1/2	1000
S-21	.080	3/4	2.4	1000
S-5	.093	7/8	3-1/3	1000
S-2	.105	1-3/32	6	1000
S-3	.120	1-5/16	8	1000
S-7	.120	2-1/8	14	1000
S-4	.135	1-9/16	17	500
S-18	.135	1-9/32	13	1000
S-20	.135	1-5/8	16.2	1000
S-9	.148	2	23	500
S-8	.162	1-7/16	20	500
S-6	.177	2	30	500
S-13	.177	2-7/8	36	500
S-22	.187	1-7/8	31	500
S-10	.188	2-7/8	48	500
S-11	.250	2-1/2	77	500
S-16	.250	3	82	100
S-15	.305	3-5/8	164	100
S-12	.312	2-5/8	142	500
S-14	.375	3-1/4	219	100
S-17	.375	4-5/8	270	100

Some sizes stocked in
Stainless Steel






S-13




S-10




S-16



S-14



S-15



S-17

PLUMBING & ELECTRICAL SUPPLIES

WIRE PIPE HOOKS

SIZE (inches)	WEIGHT PER CASE OF 1,000 10 Gauge
1/2 x 4	46
x 6	61
3/4 x 4	49.5
x 6	67.5
1 x 4	50
x 6	68
1-1/4 x 6	69

Packed 50 of a size per carton;
20 cartons per case (1,000 hooks).

Available in
Plain & Copper Coated

Other sizes available
upon request.



PLASTIC COATED

AVAILABLE IN 6" LENGTHS ONLY.
PACKED 25 OF A SIZE PER CARTON.

COPPER COATED "COPPER BOYS" TUBING HANGERS (12-1/2 GAUGE)

Packed 100 of a size per carton;
20 cartons per case (2,000 hangers).

1/2 x 2-1/2

Approx. 36 lbs. per case.

3/4 x 2-1/2

Approx 38 lbs. per case.



"J" HOOKS

SIZES TO ACCOMMODATE	WT. PER CASE OF 2000 PCS.
1/2" CT or EMT and 3/8" Pipe	35
3/4" CT or EMT and 1/2" Pipe	40
1" CT or EMT and 3/4" Pipe	45

Packed 100 of a size per carton;
20 cartons per case (2,000) hooks.

Available in
Zinc & Copper Coated



STUD GUARDS

With today's emphasis on safety, many building codes now require metal plates on studs. Western Wire's self-nailing Stud Guards help protect electrical cable and copper tubing from penetration of nails or screws during construction work. Stud Guards also help prevent serious accidents during do-it-yourself projects.

Original design of Western Wire Stud Guards assures quick application and firm hold.

The 1-1/2" Stud Guards are available in 3", 5" and 6" lengths to meet all code requirements.



GAUGE	LENGTH (inches)	WT. PER 100 PCS.
18	3	6
18	5	10
18	6	12
16	3	8
16	5	13

20 Gauge Quoted on Request

STUD PLATE



8" X 5" STUD PLATE
16 GAUGE
658# PER M
PACKED 50 PER BOX

FHA STRAP

SIZE (inches)	GAUGE	CTN. QTY	WT. PER 1000 PCS.
1-1/2 X 9	18	50	190
1-1/2 X 12	18	50	250
1-1/2 X 18	18	50	380
1-1/2 X 9	16	50	230
1-1/2 X 12	16	50	310
1-1/2 X 18	16	50	470



HANGER IRON



PERFORATED HANGER BAR

Has 17/64" holes for 1/4" bolts.



DUCTAPE BRAND TINNERS TAPE

Has alternating 17/64" holes for bolts & 5/32" holes for nails.



TWIST-SLOT HANGER BAR

Has 7/8" slot to slip end of strap through, then twist or bend. (Also has 7/64" holes for 1/4" bolts & 1/8" holes for nails.) Available in 28 & 24 gauge only.

25B Bulk Merchandiser GALVANIZED



SIZE (inches)	APPROX WT. PER BOX
3/4 X 28 GA.	11
3/4 X 24 GA.	15
3/4 X 22 GA.	19
3/4 X 20 GA.	23
3/4 X 18 GA.	29

BULK - AVAILABLE IN 10 FT.
LENGTHS OR COILS
DEPENDING UPON SIZE.

BOXED - AVAILABLE IN 10, 50,
& 100 FT. COILS

BULK

SIZE (inches)	FINISH	APPROX. DEC. THICK (inches)	APPROX. WT. PER M FT.
3/4 X 28 Ga.	GALV.	.018	35
3/4 X 24 Ga.	PLAIN	.025	55
	GALV.		55
	COPPER COATED		55
3/4 X 22 Ga.	PLAIN	.030	70
	GALV.		70
3/4 x 20 Ga.	GALV.		87
3/4 x 18 Ga.	PLAIN	.049	105
3/4 x 16 Ga.	PLAIN	.065	136
	GALV.		136
1-1/4 x 12 Ga.*	PLAIN	.109	380

* Furnished in standard slit edges only.
(3/8" holes on 3/4" centers)

SPECIAL LENGTHS TO ORDER!

ONE-HOLE (T.W.) STRAPS SNAP ON



COPPER COATED

PIPE SIZE (inches)	STANDARD PACK	APPROX. WT. PER 100
1/2	100	3-1/2
3/4	100	4-1/2

ZINC COATED

PIPE SIZE (inches)	STANDARD PACK	APPROX. WT. PER 100
1/2" EMT and 3/8" Iron Pipe	100	3-1/2
3/4" EMT and 1/2" Iron Pipe	100	4-1/2
1" EMT and 3/4" Iron Pipe	100	6-1/2

PIPE STRAPS

TWO-HOLE STRAPS

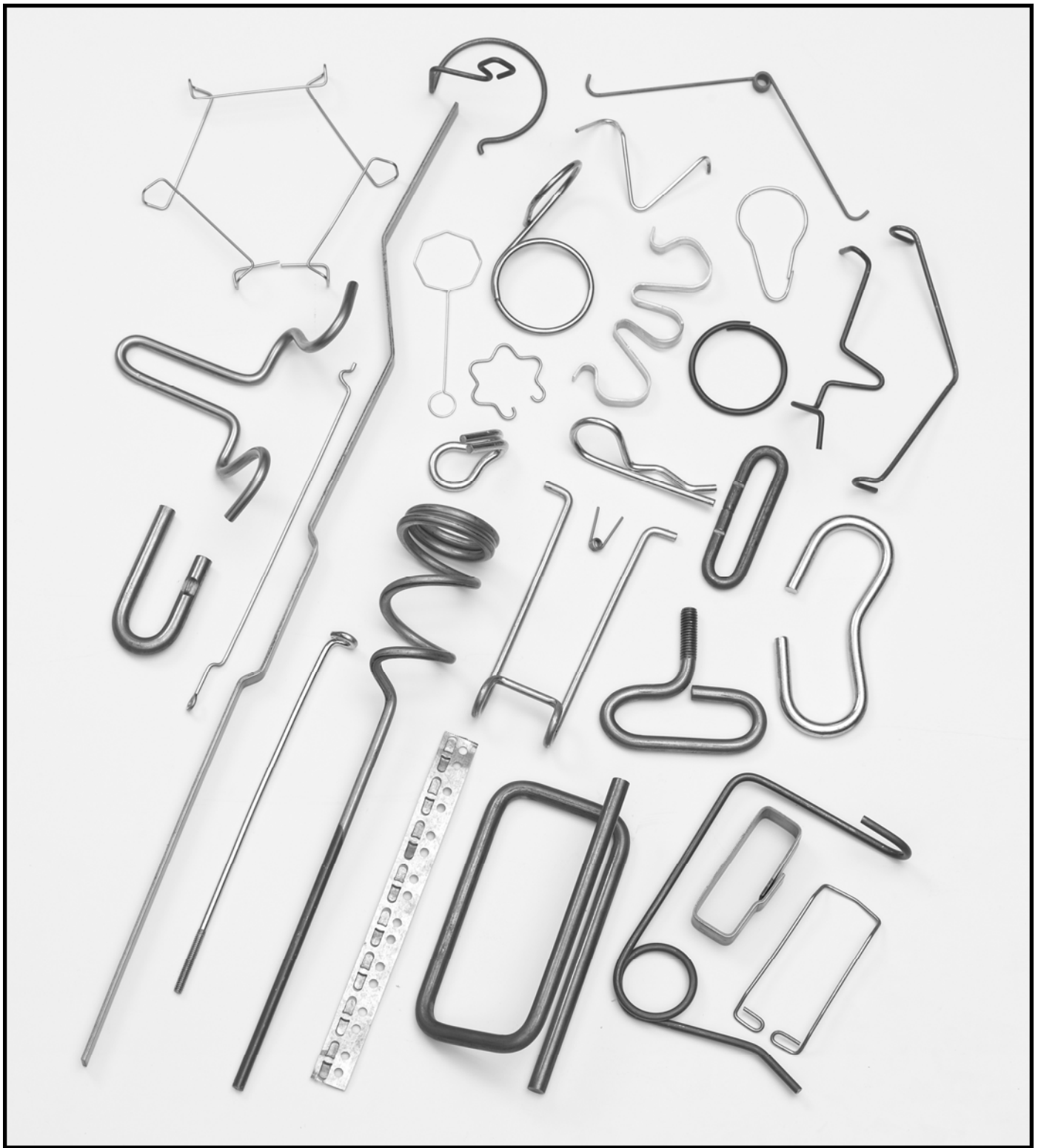
ZINC COATED

PIPE SIZE (inches)	STANDARD PACK	APPROX. WT. PER 100
1/4	100	1-1/2
3/8	100	1-3/4
1/2	100	2-1/2
3/4	100	3-1/4
1	100	6
1-1/4	50	11
1-1/2	50	15
2	50	19
2-1/2	25	22
3	25	28
3-1/2	25	33
4	25	38

COPPER COATED

PIPE SIZE (inches)	STANDARD PACK	APPROX. WT. PER 100
3/8	100	2
1/2	100	2-1/2
3/4	100	3
1	100	6-3/4
1-1/4	100	7-3/4
1-1/2	50	11-1/4





Still searching? May we be of further service?

If you did not find the answer to your needs, please send us your sample or print and we will be most happy to issue our quotation on a part to your exact specifications. If we cannot produce your requirements we will make every effort to suggest a source.

Western Wire is backed by 100 years of manufacturing experience utilizing the latest in multi-slide, CNC and special wire forming equipment. You have the right to expect and certainly receive prompt, courteous service.



See inside front cover for more information.