

ORDERING INFORMATION

4 Ways to Order:

FAX

636-305-1119

CALL

636-305-1100

800-325-3770

E-MAIL sales@westernwireprod.com

MAIL

770 Sun Park Drive
Fenton, MO 63026

Credit Cards:

If you would like to pay for your order using a credit card please advise at the time the order is placed. Western Wire accepts Visa, Mastercard, American Express & Discover. A \$10 convenience fee will apply to all credit card payments.

Certification Charges:

Certificate of Conformance	\$20.00
Physical & Chemical	\$25.00
Plating Certification	\$40.00

DFARS Certification:

\$65.00 for first item, \$45.00 for each add'l item.
Includes C of C statement and Phys & Chem

NASMS (MS) & NASM (NAS) Spring Pin Testing Charges quoted upon request.

PLEASE REQUEST CERTIFICATION WHEN ORDER IS PLACED. An additional \$10.00 invoicing fee will be charged for all requests made after the order has been shipped. Fees are doubled on requests made 1 year after an order has shipped, no additional invoice fee applies.

Warranty:

Western Wire Products Company makes no warranties, expressed or implied including warranties as to the merchantability or as to the fitness of the products listed for sale or sold hereunder for any particular use of purpose, and shall not be liable for any loss or damage, directly or indirectly, arising from the use of such products or the consequential damages.

Minimum Invoice:

An \$80.00 minimum purchase is required for all orders. \$80.00 must be met with product alone.

Payment Terms:

1% 15 days - net 30

Payment in U.S. Currency - A FINANCE CHARGE of 1-1/2% per month, which is an ANNUAL PERCENTAGE RATE of 18% will be charged on all accounts over 30 days

Wire Fees:

If you would like to pay by wire transfer a \$30.00 bank wire transfer fee plus any intermediary bank wire fees will apply.

Returned Checks:

If a payment is returned insufficient funds for any reason a \$30.00 returned check fee will apply.

Shipping Containers:

Every effort is made to ship your order in the most economical way possible. We adhere to maximum weight restrictions imposed by UPS, Air Freight Companies and Delivery Services. When these restrictions do not apply, carton size is left to our discretion. If you require a weight limitation on your cartons additional charges will apply.

Special Packaging Charges

(prices per 1,000 pcs)

\$5.00 MIN. LINE CHARGE TO BREAK OUR STANDARD BOX QUANTITY

10 PER BOX	\$20.00/M
25 PER BOX	15.00/M
50 PER BOX	10.00/M
100 PER BOX	8.00/M
200 PER BOX	5.50/M
250 PER BOX	5.00/M
500 PER BOX	4.00/M
1000 PER BOX	3.50/M

*Special Packaging can be supplied in boxes or polybags

*Parts can be supplied in plain boxes with plain tape

*Parts can be packaged using your boxes and your labels

*We will be happy to quote your specific needs

Certification Charges

CERTIFICATION FEES, WHEN REQUESTED PRIOR TO SHIPMENT (PER SCHEDULED RELEASE):

Certificate of Conformance: \$20.00 (per order)

Physical/Chemical Certs: \$25.00 (per item)

DFARS: \$65.00 first item

\$45.00 each add'l item

Plating Certification: \$40.00 (per item)

Black Oxide Certification: \$40.00 (per item)

CERTIFICATION FEES, WHEN REQUESTED LESS THAN 1 YEAR AFTER PARTS SHIPPED:

Certification Fees are the same as above + one additional INVOICING FEE of \$10.00.

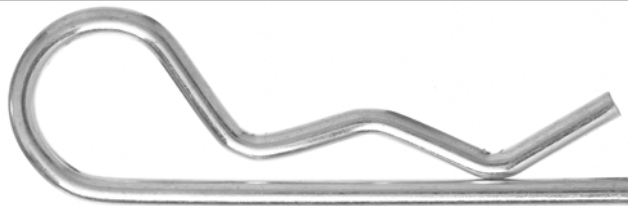
CERTIFICATION FEES, WHEN REQUESTED MORE THAN 1 YEAR AFTER PARTS SHIPPED:

All Certification fees are doubled. There is no additional INVOICING FEE.

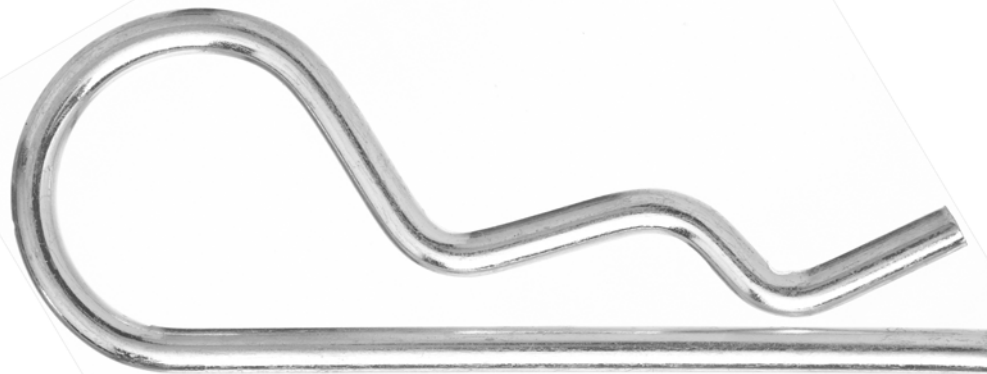
HITCH PIN CLIPS - ACTUAL SIZE DRAWINGS

MANUFACTURED OF MB SPRING WIRE

"WW" Clip No.	Wire Dia.	Drill Hole Size	Min. Shaft Dia.	Max. Shaft Dia.	Overall Length	Inside Dia. Of Eye	Wt. Per 1000	"WW" Clip No.	Wire Dia.	Drill Hole Size	Min. Shaft Dia.	Max. Shaft Dia.	Overall Length	Inside Dia. Of Eye	Wt. Per 1000
231	.028	1/32	1/8	5/32	.600	.093	1/4	215	.125	9/64	1/2	3/4	1-9/16	1/2	12
226	.032	.040	7/64	9/64	7/16	.078	1/4	216	.125	9/64	1/2	3/4	1-15/16	7/16	14-3/4
232	.042	.047	1/16	1/8	7/16	.080	1/3	211	.125	9/64	7/16	3/4	2-9/16	9/16	19-1/2
223	.042	3/64	3/16	1/4	1	1/4	7/8	227	.125	9/64	5/8	7/8	2-1/2	5/8	19
221	.047	1/16	1/8	3/16	19/32	1/8	5/8	238	.125	9/64	3/4	1-1/8	2-7/8	5/8	22
224	.047	1/16	1/4	3/8	1-9/16	5/16	1-3/4	202	.125	9/64	3/4	1-1/8	3-1/8	1	23-3/4
240	.047	1/16	1/4	5/16	.90	.090	1	201	.148	5/32	1/2 x 5/8	5/8 x 1**	3	1/2	31-1/2
236	.054	1/16	3/16	1/4	3/4	1/8	1	209	.148	5/32	3/4	1-1/8	3-5/16	3/4	36
237	.054	1/16	1/4	3/8	7/8	9/64	1-1/4	210	.148	5/32	5/8	1	2-15/16	3/4	32
222	.062	5/64	1/4	1/2	1-5/16	5/16	2-1/2	205	.162	3/16	7/8	1-1/16	2-3/16	7/8	31
218	.062	5/64	3/8	1/2	1-9/16	3/8	3	204	.162	3/16	1/2 x 3/4	5/8 x 1**	3	5/8	37-3/4
225	.072	5/64	5/16	3/8	1-3/32	9/64	2-5/8	212	.162	3/16	1/2 x 1	7/8 x 1**	3-7/16	7/8	44-3/4
239	.072	5/64	3/8	1/2	1-7/8	5/8	5-1/2	229	.177	3/16	3/4	1-1/16	3-1/2	15/16	56-1/4
213	.080	3/32	1/4	3/8	1-3/16	1/4	3-3/4	206	.177	3/16	5/8	1	3-1/4	15/16	51-1/2
217	.080	3/32	3/8	1/2	1-9/16	3/8	5	208	.177	3/16	7/8	1-1/4	3-3/4	15/16	59
203	.093	7/64	1/4	1/2	1-5/8	3/8	7	219	.243	17/64	3/4	1	4	15/16	115
207	.093	7/64	3/8	5/8	2-5/16	5/8	10	235	.243	17/64	1-1/4	1-1/2	5-1/8	1-1/2	165
228	.093	7/64	5/16	1/2	2	5/8	9	234*	.250	17/64	3/4	1	3-1/4	3/4	92
214	.093	7/64	1/2	3/4	2-1/2	9/16	10-1/4	Govt.							
233	.093	7/64	1/4	1/2	1-1/8	1/4	4-5/8	220	.310	21/64	7/8	1	4-1/16	7/8	188
230	.105	1/8	5/16	3/8	1-1/4	1/8	6								

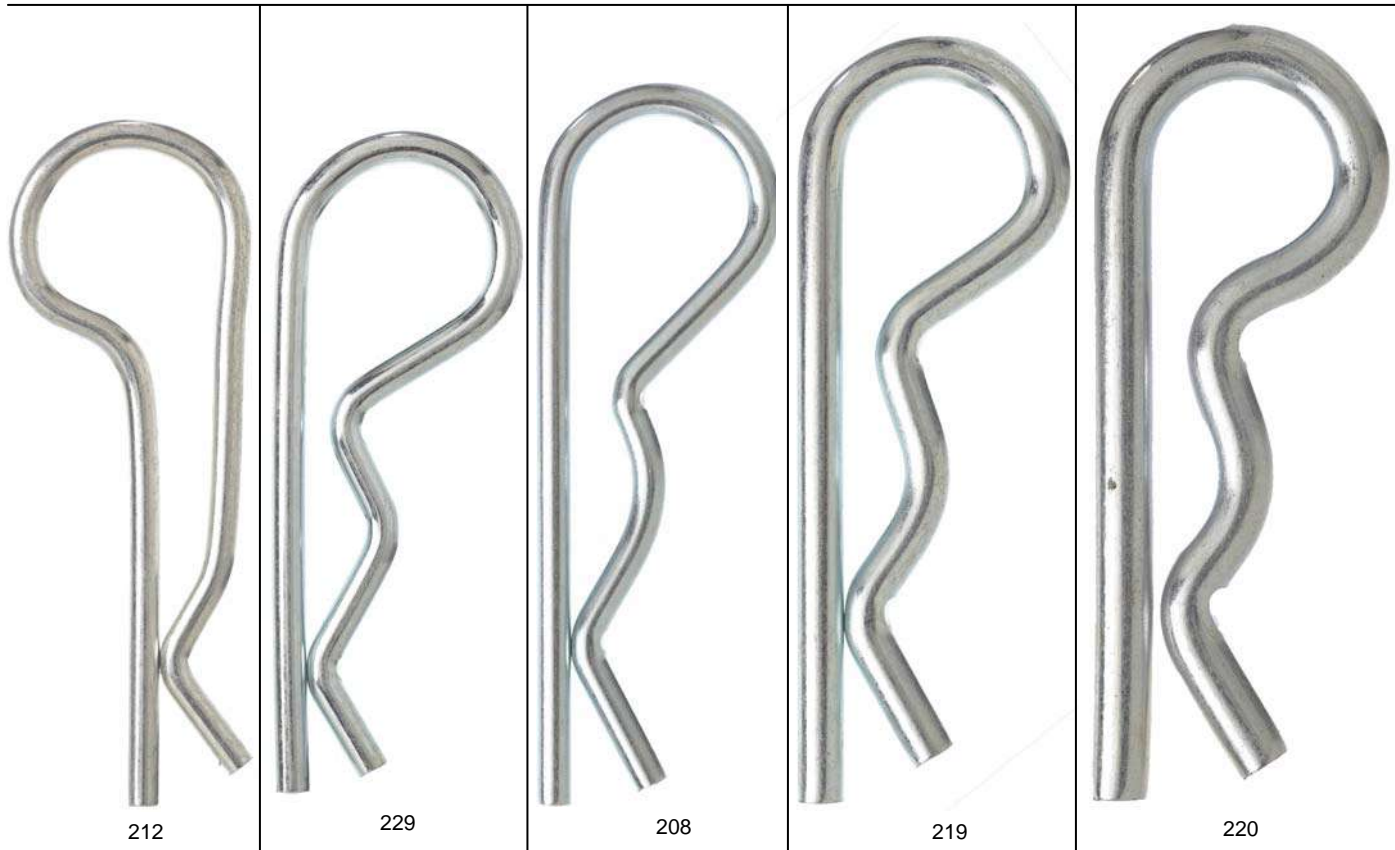



209



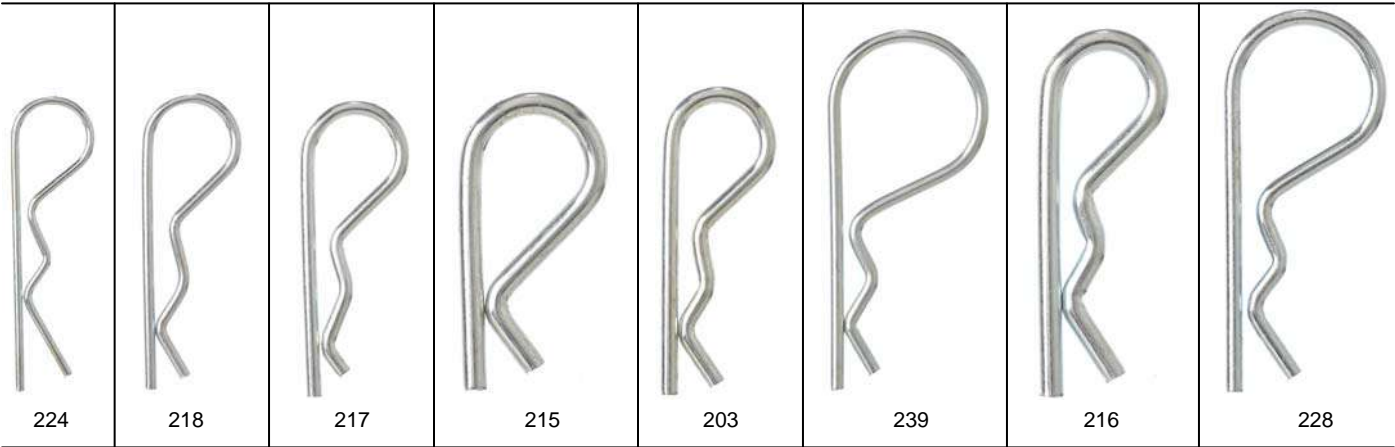


235

HITCH PIN CLIPS - ACTUAL SIZE DRAWINGS



HITCH PIN CLIPS - ACTUAL SIZE DRAWINGS

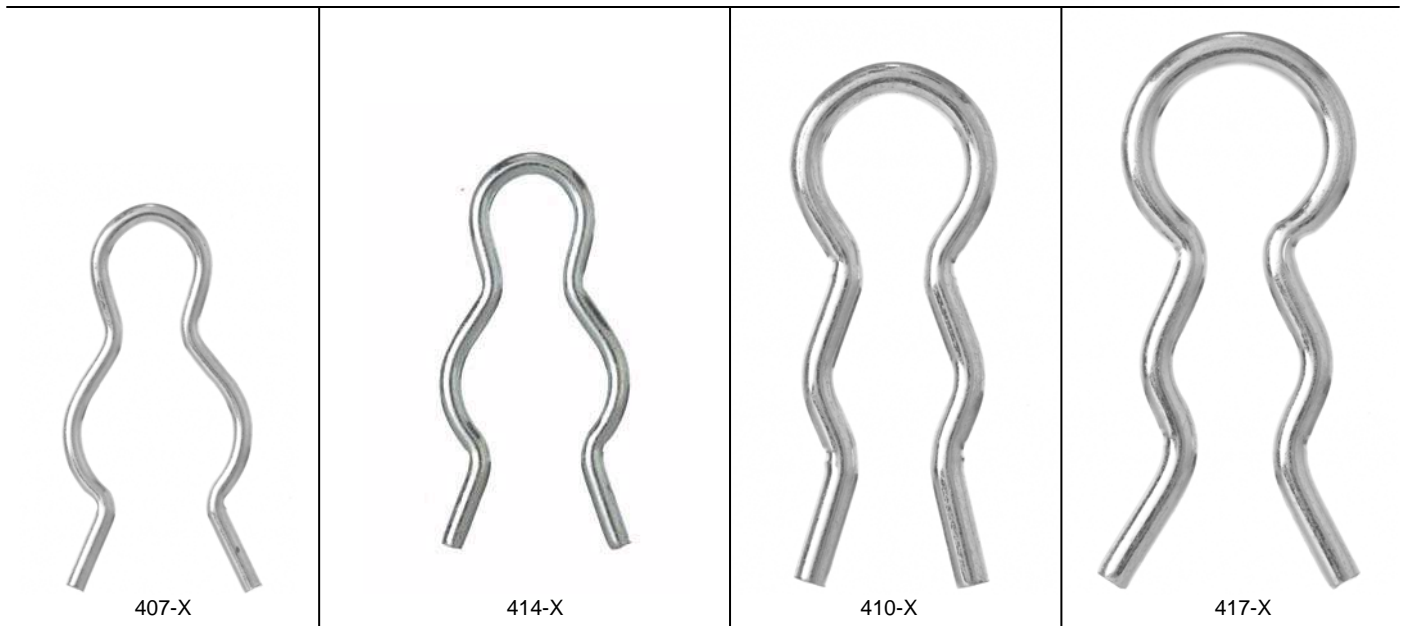
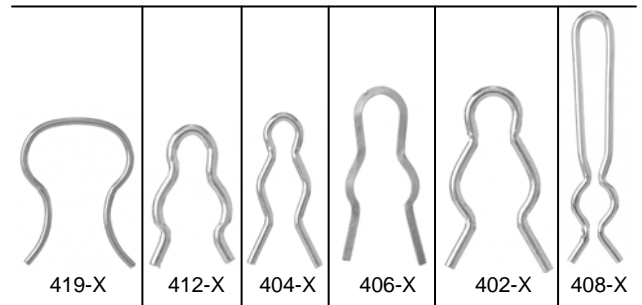
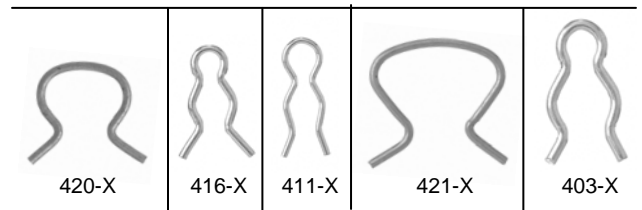
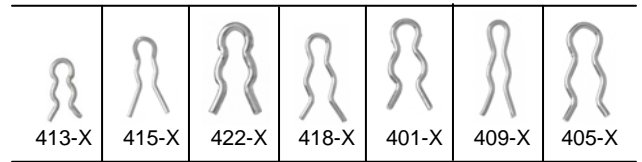


EXTERNAL HITCH PIN CLIPS - full size drawings

A general purpose snap-on clip made of MB
Spring Wire for commercial and industrial needs.


SIZE	WIRE DIA.	INSIDE EYE DIA.	GROOVE DIA.	OVERALL LENGTH	WT PER 1000	MIN BULK QTY
*415-X	.026	1/16	3/32	3/8	1/8	1000
418-X	.028	3/32	1/8	7/16	1/3	1000
409-X	.028	1/16	3/32	1/2	1/3	1000
413-X	.028	1/16	5/64	9/32	1/8	1000
411-X	.035	3/32	7/32	5/8	3/8	1000
401-X	.035	3/32	5/32	15/32	1/4	1000
405-X	.035	1/8	5/32	1/2	1/4	1000
419-X	.042	--	--	3/4	7/8	1000
406-X	.046 sq.	3/16	5/16	15/16	2-1/3	1000
422-X	.047	3/32	1/8	7/16	1/2	1000
416-X	.047	7/64	3/16	19/32	5/8	1000
404-X	.047	1/8	1/4	7/8	1	1000
408-X	.047	1/8	3/16	1-5/16	1-1/3	1000
420-X	.047	--	5/16	9/16	3/4	1000
421-X	.047	--	3/8	5/8	1	1000
402-X	.062	3/16	3/8	1	2	1000
403-X	.062	1/8	1/4	11/16	1-1/4	1000
412-X	.062	5/32	5/16	3/4	1-3/8	1000
407-X	.105	7/16	25/32	2-1/16	10-3/4	500
414-X	.125	7/16	25/32	2-1/16	15-1/2	500
410-X	.177	3/4	11/16	2-3/4	42	500
417-X	.187	7/8	3/4	2-7/8	50	500

*OFFSET HEAD




S HOOKS - full size drawings

WW NO.	WIRE SIZE	OVERALL LENGTH (inches)	WT. PER 1000
S-1	.080	1-1/16	3-1/2
S-21	.080	3/4	2.4
S-24	.080	1-3/4	5-1/2
S-25	.080	1-3/4	5.16
S-5	.093	7/8	3-1/3
S-2	.105	1-3/32	6
S-3	.120	1-5/16	8
S-7	.120	2-1/8	14
S-4	.135	1-9/16	17
S-18	.135	1-9/32	13
S-20	.135	1-5/8	16.2
S-23	.135	1.818	17.5
S-9	.148	2	23
S-8	.162	1-7/16	20
S-6	.177	2	30
S-13	.177	2-7/8	36
S-22	.187	1-7/8	31
S Hanger	.187	9	128.8
S-10	.188	2-7/8	48
S-11	.250	2-1/2	77
S-16	.250	3	82
S-15	.305	3-5/8	164
S-12	.312	2-5/8	142
S-14	.375	3-1/4	219
S-17	.375	4-5/8	270



S HOOKS - full size drawings



S-6




S-7



S-11



S-12




S-13



S-10



S-16



S-17


S HOOKS - full size drawings



S Hanger



S-14



S-15

D RINGS - full size drawings

WW NO	WIRE DIA.	CROWN	FLAT	WT. PER 1000	MIN. BULK QTY.
612-D	.080	5/16	3/8	2-1/8	1000
67-D	.080	7/16	5/8	3	1000
610-D	.120	7/16	5/8	7	1000
61-D	.120	5/8	3/4	9	1000
62-D	.120	7/8	1	10	1000
63-D	.120	7/8	1-1/8	13	1000
64-D	.148	3/4	7/8	15	1000
65-D	.148	1	1-5/16	21	500
66-D	.148	1-1/8	1-5/8	25	500
68-D	.177	7/8	1-1/8	29	500
69-D	.177	1-1/8	1-5/8	35	500

